



PREMIUM ACCESSORIES FOR LEISURE VEHICLES FOR MAXIMUM COMFORT WHEN TRAVELLING



BRANDS WITH HIGH STANDARDS



AL-KO is not only well known to camping enthusiasts in the leisure vehicle sector. With well thought-out light-weight chassis, suspension components and customised accessories, AL-KO guarantees a safe journey and enjoyment when travelling. AL-KO supplies the vehicle components and accessories – the best basis for your journey.



The E&P Hydraulics product brand develops, produces and sells hydraulic levelling systems for motorhomes, caravans and commercial vehicles. Quality, reliability, durability and excellent performance are our top priorities. The high-precision technology enables a suitable solution for almost any leisure vehicle.




The name SAWIKO is well known in the motorhome market. It stands for expertise, innovative strength, premium service and mobility for almost every motorhome and/or every light commercial vehicle. The specialist for towbars and carrier systems for transporting bicycles, scooters, motorbikes, etc. quality products.



YOUR LEISURE VEHICLE IN GOOD HANDS

Advice and installation in your specialist workshop or in one of our customer centres

To the
customer centres



RETAILERS YOU CAN TRUST – THROUGHOUT GERMANY!

Are you looking for competent service for your motorhome or caravan in your area?
You can find our Germany-wide retailer network at www.alko-tech.com/en/Service/Find-a-retailer

CUSTOMER CENTRE SOUTH



ALOIS KOBER GMBH

Bahnhofstraße 40
89359 Kötz, Germany

Workshop contact

Tel.: 0800 - 25 56 000 (free of charge)
Tel.: 49 8221 - 97 92 61 (abroad)
E-mail: info@alko-tech.com

Workshop opening hours

Mon – Thurs: 8:00 a.m. – 4:30 p.m.
Friday: 8:00 a.m. – 1:30 p.m.
(thereafter, appointment by arrangement)

CUSTOMER CENTRE NORTH



ALOIS KOBER GMBH

SAWIKO Branch
Ringstraße 3
49434 Neuenkirchen-Vörden
Tel.: +49 5493 - 99 22 0
E-mail: info@sawiko.de

Opening hours:

Mon – Fri: 8.00 a.m. – 5.00 p.m.

CUSTOMER CENTRE WEST



ALOIS KOBER GMBH

E&P Branch
Daimlerstraße 8
50189 Elsdorf
Tel.: +49 2274 - 700 397
E-mail: info@ep-hydraulics.de

Opening hours:

Mon – Fri: 8.00 a.m. – 12.00 p.m.
1.00 p.m. – 5.00 p.m.

INDEX OF CONTENTS

TRAILER COUPLINGS (AHK)

Overview AL-KO chassis/standard/heavy duty/box van.....	08 - 09
Know-how.....	10 - 11

CARRIER SYSTEMS

Know-how, overview of carrier systems.....	14 - 15
Load securing	16 - 17
Chassis extensions/reinforcement kits.....	18 - 19

Motorhomes

VELO	20 - 21
VARIO	22 - 23
LIGERO	24 - 25
MIKRO II/BASIC	26 - 27

Vans

TRIGO-VAN.....	30 - 31
AGITO 120/AGITO-TOP	32 - 33
KAWA II/KAWA LIGHT	34 - 35

ACCESSORIES

TRINEO - Garage system.....	38 - 39
Electric rear garage door for motorbikes	40 - 41
Motorbike loading aid - individual components	42 - 43
BIKEY - Tarp box.....	44 - 45
Motorbike tray model 3000/securing and fastening.....	46 - 47
Secure and fasten	48 - 49
Light carrier and spare parts/reserve wheel bracket.....	50 - 51

CHASSIS COMPONENTS

Comfort Drive	54 - 55
AL-KO AIR - Plus additional air suspension	56 - 57
AL-KO AIR Premium X2 full air suspension.....	58 - 59
AL-KO AIR Premium X4 full air suspension.....	60 - 61
AL-KO ACS front axle suspension strut for motorhomes and vans.....	62 - 63
VB full air suspension 4C system for AL-KO chassis/coil springs front axle	64 - 65

LEVELLING SYSTEMS

HY4	68 - 69
HY4 Weighing function/HY2	70 - 71
LevelM Pro.....	72 - 73
LevelM	74 - 75
LevelVan	76 - 77
Click-Fix lifting support/MOCA support	78 - 79
AREX Light II plastic support	80 - 81

CARAVAN ACCESSORIES

PROSAFE anti-theft device	84 - 85
ATC - Trailer Control/AAA Premium Brake.....	86 - 87
Manoeuvring system AMS Mammut.....	88 - 89
Manoeuvring system Ranger.....	90 - 91
UP4 electronic support system	92 - 93
LevelC	94 - 95
Payload	96 - 97

TRAILER

Wheely/Wheely-Duo	100 - 101
Motorbike loading aid for Wheely/Wheely-Duo	102 - 103
Overview of accessories and set-up kits	104 - 105
TRAIGO 500 - Lightweight and compact.....	106 - 107



Selected products for self-installation in the **AL-KO SHOP**

TOWBARS

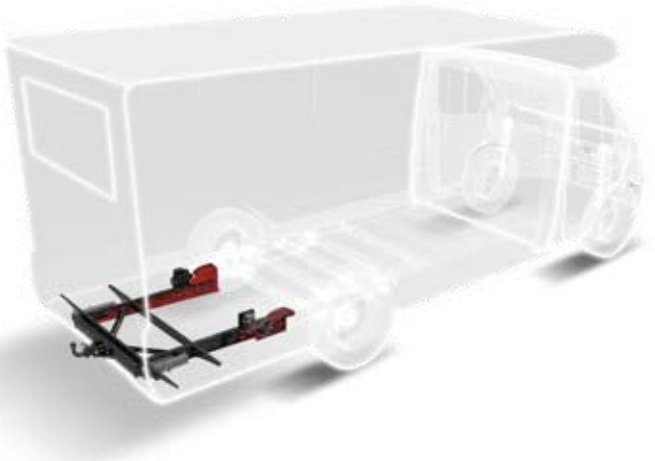


TOWBARS

FOR MOST EUROPEAN VEHICLES

THE RIGHT SOLUTION FOR YOU

With a motorhome towbar, you can significantly expand the possibilities of your motorhome. Whether you want to carry a bike rack, a motorbike rack or a small trailer - we have the right solution for your needs. Our flexible systems make it easy to adapt to different vehicle models and payloads. Benefit from our experience and let us advise you individually to find the optimum coupling for your motorhome.



AL-KO CHASSIS

Trailer couplings for AL-KO chassis are available for vehicles with AL-KO and other load-bearing frame extensions. A reinforcement kit is required for vehicles without a load-bearing frame extension. The MT054, also for the original AL-KO high and low frame chassis with or without rear lowering, is available with a removable and lockable ball head.



STANDARD TOWBAR

These versions are suitable as standard trailer couplings for all motorhomes without frame extensions or with frame extensions that cannot bear the load. Mounting elements for carrier systems on the couplings can be easily retrofitted at any time.



TOWBARS FOR VANS

Available in rigid and removable versions. Mounting elements for load carriers can be easily retrofitted. All our towbars for panel vans are compatible with our carrier systems. Couplings for other vehicle models available on request.

HEAVY-DUTY TOWBAR

Heavy-duty couplings in straight or suspended form are only used for vehicles with high trailer loads. SAWIKO assembles special constructions for you.

ACCESSORIES

Breakaway cable

We recommend attaching the breakaway cable to a component that is firmly connected to the vehicle. There are clear regulations on this in the Netherlands, Austria and Switzerland.



Socket holder



ELECTRIC CABLE SETS FOR MOTORHOMES AND VANS

If you are travelling with your motorhome or van and want to use a trailer or bike rack, a suitable electrical cable set is essential. Our high-quality 13-pin cable sets ensure a safe and reliable connection between your vehicle and the additional equipment.

Suitable for numerous models:

Our cable sets have been specially developed for a wide range of vehicle models from FIAT, Peugeot, Citroën, Ford, Renault, Mercedes and IVECO - for vehicles with original chassis as well as panel vans and AL-KO chassis.

Extensive equipment:

- I High-quality plug connections: Robust and weatherproof connectors ensure a long-lasting connection.
- I Precise cable lengths: For simple and safe installation.
- I Detailed installation instructions: Step-by-step instructions for problem-free installation.

- I Often already with cable grommet: For quick and easy installation and uncomplicated installation.
- I Additional features: Some models have practical functions such as Easy Trailer Check for easy departure control.

Why an electric cable set is important:

A correctly installed electric cable set is not only essential for the function of the lighting equipment on your trailer or bike carrier, but also for your safety on the road.

Note: Please note that the installation of the cable set may vary depending on the vehicle model and individual requirements. For professional installation, we recommend that you contact a specialist workshop.

Article description	Item no.
Towbar for Fiat Ducato X250/X290 vans	1620104
Removable towbar for Fiat Ducato X250/X290 vans	1620134
Towbar for AL-KO chassis or vehicles with a certified frame extension without reinforcing parts	Var.
Towbar for series chassis with certified frame extension incl. necessary reinforcing parts	Var.
Standard towbar for series chassis with overhangs for which no or a non-load-bearing frame extension is mounted	Var.
Heavy load towbar for series chassis with certified frame extension for which towable loads of more than 2000 kg are required	Var.
Heavy load towbar for series chassis with overhangs for which no or a non-load-bearing frame extension is mounted and a towable load of more than 2000 kg is required	Var.
Towbar with removable and lockable ball head. Suitable for original AL-KO high or low frame chassis with rear lowering	Var.
Towbar suitable for original AL-KO high or low frame chassis with rear lowering	Var.
Reinforcement kits - AL-KO chassis from 2013 (necessary with towbar + load-carrier retrofitting)	Item no.
Dethleffs	Var.
LMC	Var.
Hymer	Var.
Carthago	Var.
Electrical cable sets	
All information on our electrical cable sets can be found in the price list or on our homepage at www.sawiko.com/sawiko/en/Products/electrical_cable_sets	



TOWBARS

KNOW-HOW

RETROFITTING A TOWBAR?

Thanks to our many years of experience and extensive expertise, we can offer you suitable towbars for most European vehicles. We will be happy to realise individual solutions for other vehicle models for you or refer you to our service partners.

THE TOWING CAPACITY

Please check the permissible towing capacity of your vehicle. This can be found in the vehicle documents. If this information is missing, it can usually be obtained in consultation with the TÜV.

WHAT IS A FRAME EXTENSION?


To turn a standard vehicle into a fully-fledged motorhome, it is often necessary to extend the chassis. This is because the basic vehicles, such as the Fiat Ducato or Mercedes Sprinter, are often too short to offer the desired space in the living area. The frame extension is used to lengthen the rear of the vehicle and therefore carries the load of the rear garage and the entire rear area, including all the items stored in it.

WHAT ARE REINFORCING PARTS?

Since a rear garage with a payload of 150 kg, for example, generates significantly lower forces than a 2,000 kg trailer coupling or an additional load carrier, the frame extension must be reinforced with EC-tested components to create a stable connection.

For the installation of a towbar or load carrier, the frame extension must be reinforced with appropriate components!

Frame extension with reinforcement parts



Frame extension without reinforcement parts

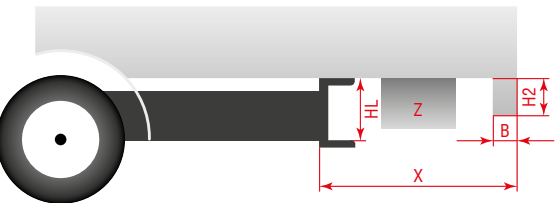


THE X DIMENSION

The X dimension indicates the overhang of the motorhome body over the standard chassis.

When ordering, please state the dimensions shown in the drawing if your vehicle is not listed in our database. listed in our database. (If in doubt, ask us!)

If a tank, storage compartment or similar is installed in the area labelled 'Z' on your vehicle, please request a separate dimension sheet by telephone.



THE D-VALUE

The D-value is an indication of the strength of a towbar. It is calculated using the following formula:

$$D = \frac{G(K) \times G(A)}{G(K) + (A)} \times 9,81$$

Where **G(K)** is the permissible gross weight of the towing vehicle in tonnes(t) and **G(A)** is the gross weight of the trailer, also in tonnes;
e.g. a Fiat Ducato with a gross vehicle weight of 3.5 tonnes and a towing capacity of 2 tonnes requires a coupling with a minimum D value of :

$$D = \frac{3,5 \times 2,0}{3,5 + 2,0} \times 9,81 = \underline{\underline{12,50 \text{ kN}}}$$

The actual permissible trailer load depends on the depends on the entry under item 28 or O1 in the vehicle documents. **Of all the values given values, the lowest value is always decisive for authorisation.**



ORDER WITH EASE

To enable us to process your enquiry for a towbar or rear carrier system quickly and accurately, please provide all the following information in full. If any information is missing, we will contact you immediately to clarify all the technical details.

- 1. Base vehicle:** e.g. Fiat Ducato X290
- 2. Motorhome manufacturer:** e.g. Dethleffs
- 3. Model/trade reference:** e.g. Advantage T6611
- 4. Year of construction:** e.g. January 2010
- 5. Chassis number:** (for AMC chassis)
- 6. additional information:** Each motorhome is a special vehicle. In certain cases the above data may be may be insufficient. To be on the safe side to be on the safe side, please contact our technical department. We will be provide you with special dimension sheets available. If a frame extension installed, simply send us a photo of it a photo of it by e-mail.

Vehicle data	Vehicle licence from 01.10.2005	Notes
Type and design	D.1 / D.2	
Capacity	P.2	Engine power in KW
Weights	G - Unladen weight, F.1 Gross vehicle weight, 7.1/7.2 Axle loads	Important for supercharging. If a value has been cancelled and replaced by a higher value, it has already been loaded.
Tyres	15.1 / 15.2	Several tyre sizes are often permitted. Please check which tyre size is actually fitted.
Trailer loads	0.1 / 0.2	A trailer coupling can be fitted even if no values have been entered. The towing capacity is almost always reduced when increasing the load.
Date of first registration	B	The date of construction may differ from the date of first registration and may be considerably further back. The date of construction can be found in the vehicle registration document.
Remarks	22	Here you will find entries for equipment parts such as auxiliary heaters or additional springs, as well as safety-related requirements. Here you will also find extensions, notes and restrictions on the individual digits in abbreviated form. For example, you can recognise whether your vehicle is equipped with special running gear.

CARRIER SYSTEMS FOR MOTORHOMES



CARRIER SYSTEMS

KNOW-HOW



CUSTOMISED CARRIER SOLUTIONS


In recent years, both vehicles and transport goods have changed dramatically. Vehicles are becoming lighter and lighter, while bicycles, e-bikes and scooters are becoming more and more versatile. We are continuously optimising our rear carrier systems to keep pace with these developments. In doing so, we always take the latest requirements into account.

Due to the wide variety of vehicle models, it has not always been easy to offer transparent pricing. Some motorhomes already have a sturdy frame or trailer coupling ex works. Other vehicles, however, require additional attachments in order to securely mount a rear carrier or towbar.

With us, you only pay for what you really need. We will be happy to advise you and provide you with a customised offer that is precisely tailored to your vehicle

HOW IS THE CARRIER DEASSEMBLED?

Simply loosen the clamping screws and locking pins on the mounting elements. You do not need any tools.



WHICH CARRIER SYSTEM IS SUITABLE?

There are many factors to consider when assessing what can be carried by a motorhome. Among other things, the general vehicle data such as rear axle load and total weight must be taken into account in order to determine the payload capacity. It is also necessary to clarify the load-bearing capacity of the motorhome chassis and any existing chassis extension.

The maximum payload on the vehicle depends on the vehicle manufacturer and model. To avoid damage to the vehicle, it is essential to observe the maximum permissible payload in conjunction with your vehicle! In some cases, load carriers on vehicles are not authorised by the body manufacturer!

OVERVIEW OF CARRIER SYSTEMS

Motorhomes	Page	Payload in kg	Special features	Possible body kits			
				Bicycles max.	e-bike max.	scooters + bicycles max.	fat bikes + bicycles max.
VELO	20 - 21	80	Folding platform	3	2	-	-
VARIO	22 - 23	150	Folding platform, variable loading depth as standard, trike/tricycle scaffolding kit available	4	4	1 + 2	2 + 1
LIGERO	24 - 25	150	Variable loading depth as standard, trike/tricycle scaffolding kit available	4	4	1 + 2	2 + 2
MIKRO II	26	120	Variable loading depth optional	4	4	1 + 1	-
BASIC	27	100		4	4	1 + 1	-
Van							
TRIGO-VAN	32 - 33	80	Swivelling and folding transport platform; trailer coupling can be used when transport platform is folded up	3	3	-	-
AGITO 120	34	120	Swivelling carrier	4	-	1	-
AGITO Top	35	80	Folding transport platform, swivelling carrier.	3	2	-	-
KAWA II / KAWA Light	36 - 37	150	KAWA II - with closed platform	3	-	1 + 1	-

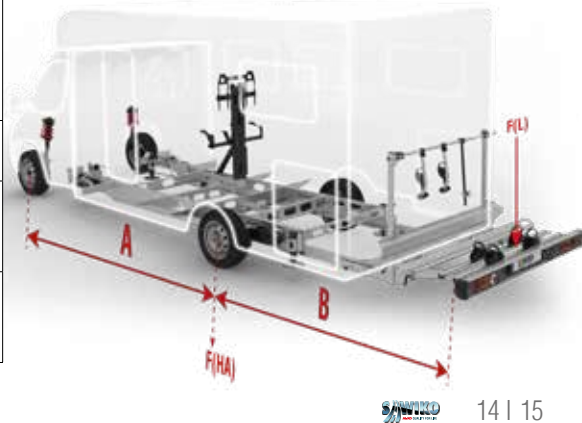
HOW MUCH PAYLOAD?

The maximum payload of a rear carrier system is limited by various factors, including the permissible rear axle load of the vehicle and the maximum load capacity of the carrier itself. The specific payloads permitted by the body manufacturer for their respective vehicle models are also decisive. There are various chassis and frame extensions with different load capacities:

- F(L)** = permissible load mass
F(HA) = difference between the permissible (from vehicle licence) and real/weighted rear axle load
A = wheelbase
B = Effective lever arm of the load mass (for rough calculation calculation it can be assumed that the centre of gravity of the load is approx. approx. 350 mm behind the the end of the vehicle).

If you require a higher load than calculated, it may be possible to increase the axle load by adding a ballast. increase the axle load.

$$F(L) = \frac{F(HA) \times A}{A + B}$$



LOAD SECURING

As the user of a load carrier, you are responsible for the secure fastening of your transported goods.

The handlebars of your scooter/scooter are firmly secured to the carrier using the retaining arm to prevent it from tipping over during the lashing process. Our wheel brackets are attached to our standard motorbike tray with wing nuts and ensure a secure stand. The scooter/scooter is then pulled tightly into the springs using our tensi-
oning straps. All our carrier systems are equipped with corresponding eyelets to ensure optimum load securing.

With our universal lashing strap set, almost any scooter/scooter can be quickly and easily secured to the carrier.

LASHING KIT SCOOTER/SCOOTER

Incl. 2 wheel brackets with straps, 4 lashing straps and holding arm for a scooter.

1628014



Fastening the holding arm to the handlebars with a cross clamp



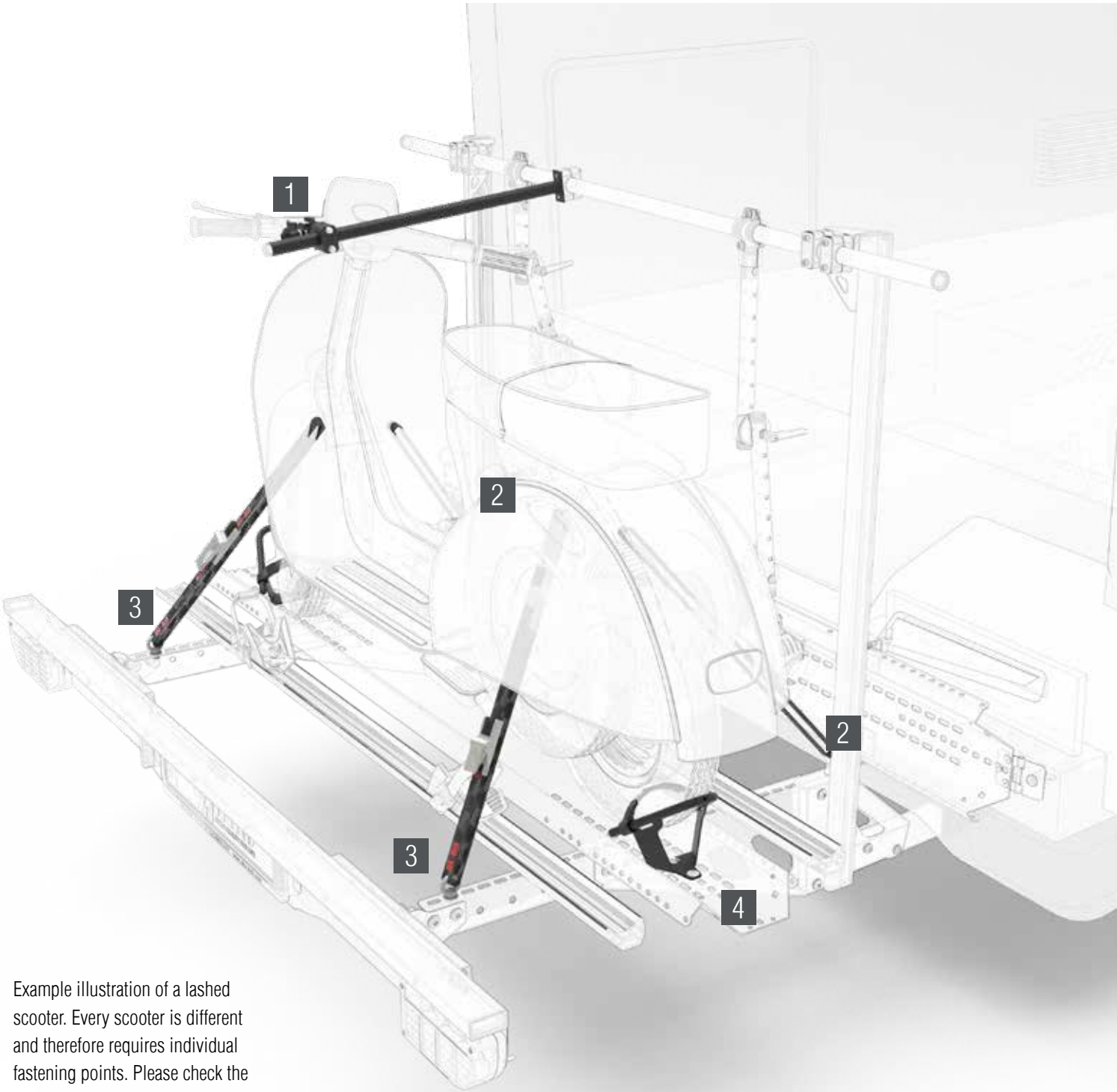
Two lashing eyes on the grab rail



Two lashing eyes on the rear carrier



Wheel bracket attached to motorbike tub




Example illustration of a lashed scooter. Every scooter is different and therefore requires individual fastening points. Please check the optimum solutions for your scooter.

! ATTENTION
The driver of the vehicle is always responsible for securing the load!

CARRIER SYSTEMS

CHASSIS EXTENSIONS



CHASSIS EXTENSIONS

Today, many vehicles are supplied without a base vehicle extension. The rear garages are therefore self-supporting and the vehicle weight can be reduced accordingly. In terms of retrofitting towbars and load carrier components, however, this represents a clear disadvantage. The chassis extensions and chassis reinforcements offered by SAWIKO enable you to find the optimal solution. Under certain circumstances, it may even be possible to increase the payload of the garage.

Vehicle	Year of manufacture	Item no.
Fiat Ducato 280 - 290	1986 - 1994	Var.
Fiat Ducato 230/244	1994 - 2006	Var.
Fiat Ducato 250/290	from 2006	Var.
Mercedes Sprinter with single tyres and identically designed VWs	from 2006	Var.
Mercedes Sprinter with double tyres and identically designed VWs	from 2006	Var.
Renault Master II	1997 - 2010	Var.
Renault Master III flat floor	from 2010	Var.
Renault Master III ladder frame/platform	from 2010	Var.
Ford Transit front and rear wheel drive	2000 - 2006	Var.
Ford Transit skeletal	2006 - 2014	Var.
Ford Transit V363	from 2014	Var.
Other extensions and reinforcements		Var.



REINFORCEMENT KITS/CHASSIS BRACKETS

REINFORCEMENT KITS

For all vehicles without AL-KO chassis that are already supplied with a factory-fitted SAWIKO chassis extension. When fitting a towbar or a load-carrier, special reinforcement kits are provided for extending the chassis.

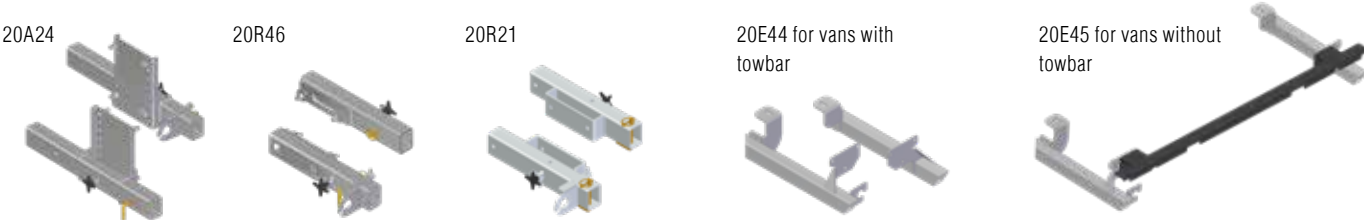
Reinforcement kits with existing chassis extension	Item no.
For RA026 Fiat Ducato X250/X290 1	Var.
For RA030 Fiat Ducato X250/X290 2	Var.
For RA056 Fiat Ducato X250/X290 3	Var.
For RA019 Fiat Ducato X250	Var.
For RA017 Fiat Ducato X244	Var.
For RA022 Ford	Var.



CHASSIS BRACKETS

Our specially manufactured chassis brackets serve as the connecting piece between the frame extension and rear carrier system. They are calibrated specifically for the vehicle and inserted. With the corresponding vehicle data, we can assign the right component to each motorhome. If you decide to purchase a new carrier system, the chassis brackets are already part of delivery and therefore not subject to additional charges.

Chassis brackets	Item no.
20R51	1884045
20A24 incl. adapter plate	1884011
20R46	1884043
20R21	1884030
20E44 for vans with towbar	1884015
20E45 for vans without towbar	1884016
Others on request.	



CONNECTION/GRID PLATES

If your rear skirt covers the installation position of the mounting elements, our connection plates offer a simple but elegant solution.



COTTER PINS / CLAMPING SCREWS

To secure your load-carrier to the chassis brackets, you will need two cotter pins and clamping screws. Of course, these components are included in the scope of delivery of each new carrier system. **1629345**



CARRIER SYSTEMS

VELO - MAXIMUM COMFORT - MODERN DESIGN



SLEEK AND MODERN DESIGN

Developed for discerning cyclists, the VELO offers numerous advantages for more pleasant cycling journeys. It impresses with its slim, contemporary design. With its lightweight, robust mix of materials, it is extremely easy to handle.

MORE COMFORT THROUGH SIMPLE OPERATION


The transport platform can be folded up effortlessly. This saves space when not in use. Thanks to the new single-lever folding mechanism, the light carrier folds down automatically. Ratchet quick-release fasteners on the support arms and bike rails secure your bikes in no time at all. The low loading height makes loading and unloading your bikes child's play, ideal for heavy e-bikes or if you are travelling alone.

Experience maximum comfort and modern design with the VELO bike carrier.




Quick-release ratchet fasteners

! KNOW-HOW
Payload on page 14/15
Load securing on page 16/17




2 bicycles



3 bicycles

LIGHTNESS COMBINED WITH STABILITY

Despite its lightweight design, the VELO is very stable. The high payload of max. 80 kg is sufficient to safely transport a maximum of 3 bikes or e-bikes.



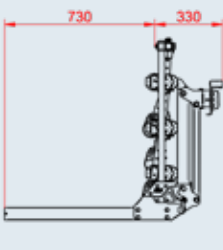
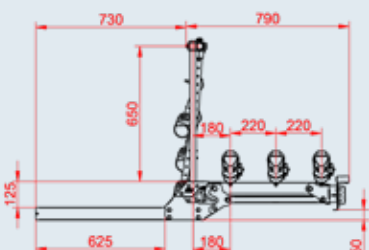
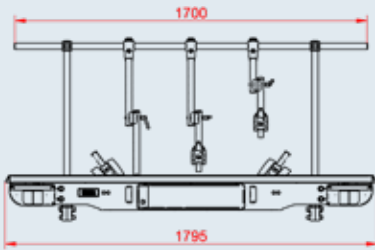
AT A GLANCE

- I Payload: up to 80 kg
- I EC type approval available
- I For 2 e-bikes or max. 3 bikes
- I Folding transport platform.
- I Light carrier folds down automatically
- I Bicycle rails and support arms with ratchet quick-release fastener
- I Made entirely of aluminium
- I Can be removed without tools
- I Incl. standard mounting elements
- I Low dead weight
- I Compact dimensions:
Width 1795 mm
Loading depth max. 790 mm

Article description	Weight in kg*	Item no.
VELO 2 bikes or 2 e-bikes	24	1888852
VELO 3 bikes or 3 e-bikes	26	1888853
VELO 2 bikes or 2 e-bikes with LED lighting	24	1888862
VELO 3 bikes or 3 e-bikes with LED lighting	26	1888863
Access ramp for bicycles incl. 3 x holder - more information on p. 48		1883340

Any frame extensions or reinforcements that may be required can be found on page 18/19. Please contact our specialist staff for further information.

*Own weight incl. set-up kit, without mounting elements and frame extensions or reinforcements. Tyre widths for standard bicycle rails 20 - 80 mm.



CARRIER SYSTEMS

VARIO - FOLDABLE AND VARIABLE



MODERN DESIGN - MORE COMFORT

The VARIO bike carrier impresses with its modern and compact design. Thanks to high-quality materials, the VARIO is characterised by its low weight and high payload. The sophisticated carrier system is ideally designed for various transport solutions.

SIMPLE OPERATION

With the fold-up transport platform and the automatically folding light carrier, the VARIO offers effortless handling. The practical ratchet quick-release fasteners on the support arms and bicycle rails make it child's play to use. An optional drive-on rail also makes it easier to load heavy e-bikes.

Experience the VARIO bike carrier - the perfect combination of modern design, simple operation and maximum flexibility. Ideal for anyone who values quality and comfort.




Quick-release ratchet fasteners


! KNOW-HOW
■ Payload on page 14/15
■ Load securing on page 16/17




Max. 4 bicycles



Max. 1 scooter + 2 bicycles



Max. 2 fat bikes



Max. 1 tricycle

FLEXIBLE AND FUNCTIONAL

The VARIO bike rack impresses with its variable loading depth, which can be extended from 620 mm to up to 800 mm, thus offering even more flexibility. In addition to the tried-and-tested set-up kits for bicycles and scooters, special set-up kits for fat bikes and tricycles are also available.



Komplettsystem für 1 Roller + 2 Fahrräder.

Serienmäßige Auffahrrampe optimal verstaut.



Komplettsystem für 2 Fat Bikes.

Optionale Auffahrrampe inkl. Halter.



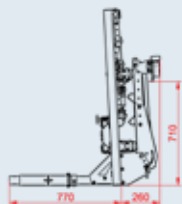
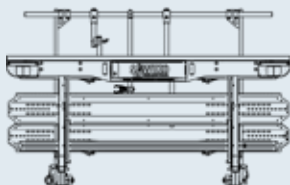
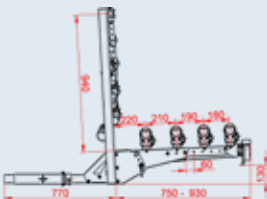
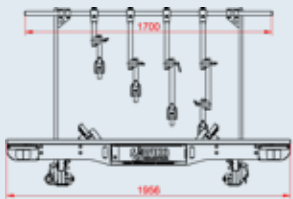
AT A GLANCE

- I Payload: up to 150 kg
- I EC type approval available
- I Many transport solutions
- I Largely made of aluminium
- I Removable without tools

- I Telescopic from 620 - 800 mm as standard
- I Folding transport platform + light carrier folds up automatically

- I Bicycle rails and support arms with ratchet quick-release fastener
- I Dimensions: W 2011 mm / D 937 mm
- I Incl. standard mounting elements

Article description	Weight in kg*	Art.-Nr.
VARIO for 2 bikes	32	1883282
VARIO for 3 bikes	34	1883283
VARIO for 4 bikes	37	1883284
VARIO for 1 scooter	38	1883285
VARIO for 1 scooter + 1 bike	41	1883286
VARIO for 1 scooter + 2 bikes	43	1883287
VARIO for 1 fat bike + 1 bicycle	35	1883312
VARIO for 2 fat bikes	37	1883313
VARIO for 2 fat bikes + 1 bicycle	39	1883314
VARIO for 1 trike / tricycle	33	1883315
Access ramp for bicycle rail 1750 mm, incl. 4 x holder - more info on p. 48		1883290
Ramp for fat bikes, incl. holder		1883335
Lashing strap set for scooters/scooters - more info on p. 47		1628014
Any frame extensions or reinforcements that may be required can be found on page 18/19. For further information, please contact our specialist staff.		
*Own weight incl. set-up kit, without mounting elements and frame extensions or reinforcements. Tyre widths for standard bicycle rails 20 - 80 mm.		



CARRIER SYSTEMS

LIGERO - THE CLASSIC IN THE NEXT GENERATION



Complete system for 1 scooter + 2 bikes

LIGHTWEIGHT, FUNCTIONAL AND VERSATILE

The latest generation of the LIGERO replaces the tried and tested LIGERO III, combining low weight with a high payload and versatile set-up options. The black-coated elements give the LIGERO a modern and attractive appearance that is not only practical but also aesthetically pleasing. The LIGERO is the ideal choice for anyone who values functionality, design and flexibility.

LIGHTWEIGHT WITH HIGH PAYLOAD

Thanks to the new light carrier design, the LIGERO is around 5 kg lighter than its predecessor. Despite its lower tare weight, it offers an impressive payload of approx. 150 kg. This opens up numerous set-up options, including special sets for fat bikes and tricycles.

MAXIMUM FLEXIBILITY

An outstanding feature of the LIGERO is its telescoping capability from 600 to 930 mm as standard. This means that the load carrier can be flexibly adapted to your needs and thus offers even more application options.



Complete system for 4 bikes



Complete system for 2 fat bikes

AT A GLANCE

- I Payload: up to 150 kg
- I Low tare weight
- I EC type approval available
- I Many transport solutions
- I Telescopic as standard from 600 - 930 mm as standard
- I Can be removed without tools
- I Incl. standard mounting elements

Article description	Weight in kg*	Art.-Nr.
LIGERO for 2 bikes	27	1883272
LIGERO for 3 bikes	31	1883273
LIGERO for 4 bikes	34	1883274
LIGERO for 1 scooter	35	1883275
LIGERO for 1 scooter + 1 bike	38	1883276
LIGERO for 1 scooter + 2 bikes	41	1883277
LIGERO for 1 Fat Bike + 1 bike	29	1883293
LIGERO for 2 fat bikes	31	1883294
LIGERO for 2 fat bikes + 1 bike	36	1883295
LIGERO for 2 fat bikes + 2 bikes	38	1883296
LIGERO for 1 trike/tricycle	30	1883297
Access ramp for bicycle rail 1750 mm, incl. 4 x holder - more info on p. 48		1883290
Access ramp for fat bikes, incl. holder		1883335
Lashing strap set for scooters/scooters - more info on p. 47		1628014


GAny frame extensions or reinforcements that may be required can be found on page 18/19. For further information, please contact our specialist staff.

*Own weight incl. set-up kit, without mounting elements and frame extensions or reinforcements. Tyre widths for standard bicycle rails 20 - 80 mm.

KNOW-HOW
Payload on page 14/15
Load securing on page 16/17



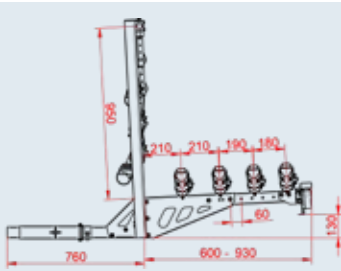
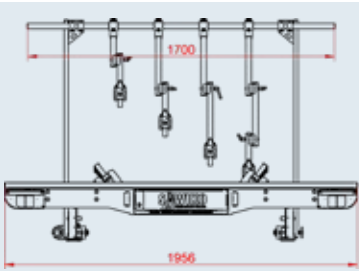
Max. 4 bicycles



Max. 1 scooter + 2 bicycles



Max. 2 fat bikes



CARRIER SYSTEMS

MIKRO II - THE CLASSIC



Complete system for 1 scooter

PERFECT FOR YOUR 125 CCM SCOOTER

With a load capacity of 120 kg, you can take practically any 125 ccm scooter or up to 4 bicycles with you. It is bolted to the vehicle chassis with two galvanised mounting elements. The carrier can be removed at any time. If required, it can simply be pushed into the firmly screwed mounting elements.

CARRIER EXTENSION

With the optional extension, you can increase the loading depth from 510 mm to max. 820 mm. **1628049**



Complete system for 4 bicycles



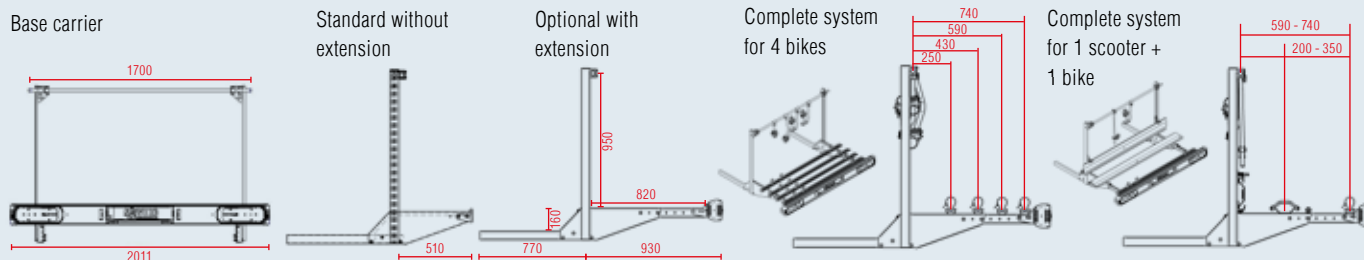
AT A GLANCE

- I Load capacity: up to 120 kg*
- I EC type approval available
- I For max. 4 bicycles or 1 scooter + 1 bicycle
- I Variable loading depth (optional)
- I Manufactured from aluminium/steel
- I Can be removed without the need for tools
- I Incl. standard chassis brackets

Article description		Weight in kg*	Item no.
Complete system 1 scooter		43.9	1629922
Complete system 1 scooter + 1 bicycle	(Incl. extension, article no. 1628049)	47.7	1629923
Complete system 2 bicycles		35.2	1629924
Complete system 3 bicycles	(Incl. extension, article no. 1628049)	38.8	1629925
Complete system 4 bicycles	(Incl. extension, article no. 1628049)	41.7	1629926
Set-up kit access ramp for bicycle rail L=1750 mm	More information on p. 48		1883290
Lashing band set universal	More information on p. 47		1628014
Carrier extension	Loading depth extension from 510 to max. 820 mm		1628049

If frame extensions – or reinforcements – are required, see pp. 22-23. For further information, please contact our specialist staff.

* Weight incl. conversion kit, without chassis brackets and frame extensions – or reinforcements.



BASIC - DAS EINSTEIGERMODELL



Complete system for 1 scooter

THE ALTERNATIVE SOLUTION

As an alternative to rear wall carriers, the BASIC is simply attached to the frame with chassis brackets. Drilling into the rear wall of your camper is not necessary. Bicycles or a scooter can be easily placed on the carrier due to the low loading height.

BIKEY TARPAULIN BOX

The perfect storage solution for easy retrofitting on the BASIC. You can find more information on pp. 44-45.



KNOW-HOW
Payload on page 14/15
Load securing on page 16/17

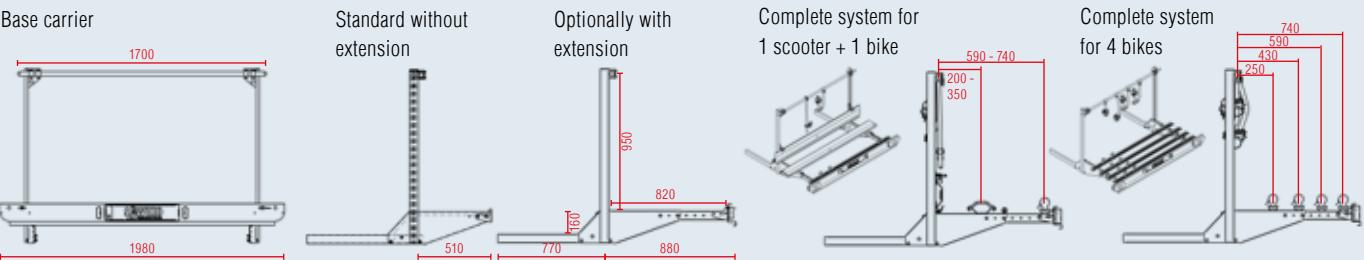
AT A GLANCE

- I Load capacity: up to 100 kg*
- I EC type approval available
- I For max. 4 bicycles or 1 scooter + 1 bicycle
- I Variable loading depth (optional)
- I Manufactured from aluminium/steel
- I Can be removed without the need for tools
- I Incl. standard chassis brackets

Article description		Weight in kg*	Item no.
Complete system 1 scooter		39.9	1629914
Complete system 1 scooter + 1 bicycle	(Incl. extension, article no. 1628049)	43.7	1629915
Complete system 2 bicycles		31.2	1629916
Complete system 3 bicycles	(Incl. extension, article no. 1628049)	34.8	1629917
Complete system 4 bicycles	(Incl. extension, article no. 1628049)	37.7	1629918
Set-up kit access ramp for bicycle rail L=1750 mm	More information on p. 48		1883290
Lashing band set universal	More information on p. 47		1628014
Carrier extension	Loading depth extension from 510 to max. 820 mm		1628049

If frame extensions – or reinforcements – are required, see pp. 22-23. For further information, please contact our specialist staff.

* Weight incl. conversion kit, without chassis brackets and frame extensions – or reinforcements.



CARRIER SYSTEME FOR VAN



CARRIER SYSTEMS

TRIGO-VAN - MOBILE FREEDOM

The freedom to get to any place at any time: as natural for a van as a place to sleep. Thanks to TRIGO-VAN, you can now enjoy this freedom even more if you have bicycles with you. Instead of time-consuming blocking of access to the interior, with TRIGO-VAN they are out of the way in no time. Even loaded with three heavy e-bicycles, TRIGO-VAN leaves the way open to the internal compartment. Wherever you may be heading next time – taking the bicycles with you has never been more comfortable.

AT A GLANCE

I Innovative operating concept

- I Ergonomic design
- I Effortless swivelling of the loaded carrier
- I Light bracket with automatic folding function
- I Locks in place automatically: This is ensured by the completely newly developed locking mechanism
- I Pivot function with stop guard for the right-hand door
- I Free access to the rear doors at all times, even when loaded thanks to 100-degree opening angle
- I Foldable carrier including fixing option

I Tested quality

- I Designed, developed and tested according to industrial quality standards
- I Made from high quality materials
- I Long-standing specialist expertise in the load-carrier field
- I Produced in Germany

I 80 kg payload for up to 3 e-bikes, bicycles or fat bikes

I Weight approx. 50 kg

I Suitable for Fiat, Peugeot and Citroën vans

I Optional or existing towbar can be used when the carrier is folded up



Towbar can be used without any restriction



Comfortable loading, including by ramp



Conversion kit for 3 e-bikes or bicycles

Highlightvideo



Secure with a no-fuss locking mechanism

Light bracket automatically moves into the correct position




Unlock and swivel easily and safely
Locks in place automatically



Secure lock with optionally available barrel lock



Sufficient space even for large bikes



Stable protection against damage to the rear doors



High-quality mounting for almost any bike. Safety with quick-release ratchet



High-quality LED lights with dynamic indicator

Conversion kits	Standard lights	LED lights
Complete system for 2 bicycles/e-bikes, without assembly	1888008	1888570
Complete system for 3 bicycles/e-bikes, without assembly	1888009	1888571
Complete system for 1 bicycle + 1 fat bike, without assembly	1888565	1888572
Complete system 2 fat bikes, without assembly	1888566	1888573
Accessories		Part no.
Conversion kit for sliding bicycle rail (necessary for unrestricted towbar use)		1888010
Set of limit lights (necessary for vehicles with excess length)		1888011
Ramp for bicycle rail 1250 mm long		1887879
Please order electric cable set separately. Tyre widths for standard bike rail 20–80 mm, for fat bike rail 80–130 mm.		

CARRIER SYSTEMS

AGITO 120 – MANOEUVRABLE REAR CARRIER



CONVENIENT MANOEUVRING

The van carrier can be effortlessly pivoted completely to the side to enable the rear doors or tailgates to be fully opened. Even when loaded. To do this, simply loosen the eccentric lock (adjustable) and bring the jockey wheel (standard) into position. Ideal for unloading chairs or disposing of toilets when needed. The AGITO 120 is suitable for almost every van.



Version for 1 bicycle

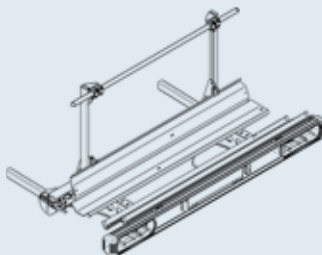
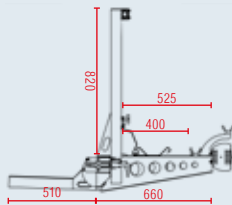
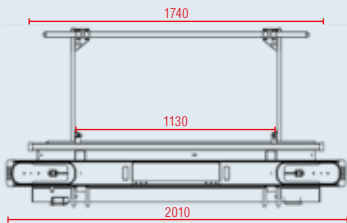
KNOW-HOW
Payload on page 14/15
Load securing on page 16/17

AT A GLANCE

- I Load capacity: up to 120 kg
- I EC type approval available
- I For 1 scooter or max. 4 bicycles
- I Can be swung out – even when loaded
- I Made from steel + aluminium
- I Can be removed without the need for tools
- I Incl. chassis brackets for vans

AGITO 120 article description	Weight in kg*	Item no.
Base carrier without conversion kit	54.0	1884113
Complete system for 1 motorcycle/scooter	68.0	1884646
Complete system for 2 bicycles	59.5	1884647
Complete system for 4 bicycles	65.3	1884648
Set-up kit access ramp for bicycle rail L=1750 mm - more info on p. 48		1883290
ashing strap set scooter/scooter - more information on p. 47		1628014
* Tare weight incl. set-up kit, without mounting elements. Tyre widths for standard bicycle rails 20 - 80 mm.		

Base carrier



AGITO TOP – PIVOTING AND FOLDING



AGITO-Top version
2 e-bikes

FUNCTIONAL AND SPACE-SAVING

The AGITO-TOP can be swivelled to the side effortlessly to open the rear doors completely. Even when loaded. To do this, simply release the adjustable eccentric lock and move the standard support wheel into position. Ideal for unloading chairs or disposing of toilets. When not in use, the AGITO-TOP can be folded up to save space. It is suitable for almost any van. The 1750 mm long bicycle rails are equipped with our practical ratchet quick-release fastener.

AT A GLANCE

- I Payload: up to 80 kg
- I EC type approval available
- I For 2 e-bikes or 3 bikes
- I Swivelling - even when loaded even when loaded
- I Folding platform
- I Completely made of aluminium
- I Can be removed without tools
- I Incl. mounting elements for panel van

FOLDING FUNCTION

Practical! When not in use, the transport platform can be folded up in a few simple steps. The carrier can remain remain on the vehicle to save space.



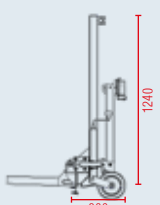
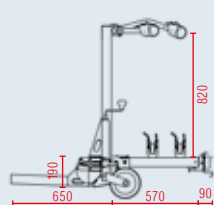
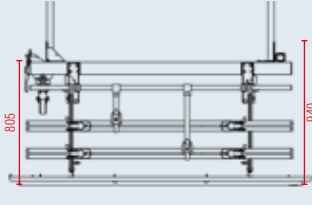
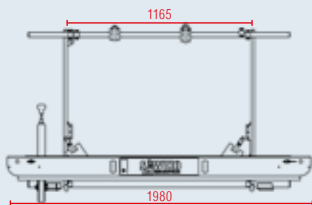
FREE ACCESS TO THE REAR

The AGITO-Top is simply swivelled to the side. This gives you free access to your rear doors at all times.



Article description	Weight in kg*	Item no.
Complete system for 2 folding e-bikes (max. 80 kg)	55,2	1884652
Complete system for 3 bikes foldable (max. 80 kg)	58,1	1884653
Set-up kit access ramp for bicycle rail L=1750 mm - more info on p. 48		1883290
* Tare weight incl. set-up kit, without mounting elements. Tyre widths for standard bicycle rails 20 - 80 mm.		

Base carrier



CARRIER SYSTEMS

KAWA II - PLATFORM CARRIER



VARIABLE PLATFORM

The KAWA II platform rack is made entirely of aluminium and offers a variable platform design that can be optimally adapted to your needs. Whether you want to transport a scooter, up to 3 bicycles or e-bikes - with its 150 kg payload (optionally 200 kg) - no problem. Put together the KAWA II that suits you. The platform is completely enclosed, which means that the load is less exposed to splash water. The support arms and wheel shells with the easy-to-use ratchet quick-release

fastener are very suitable for e-bikes, for example, and are the ideal addition to the KAWA II.

INTEGRATED ACCESS RAMP

The access ramp is transported inside the platform to save space. It is simply pulled out for loading.



AT A GLANCE

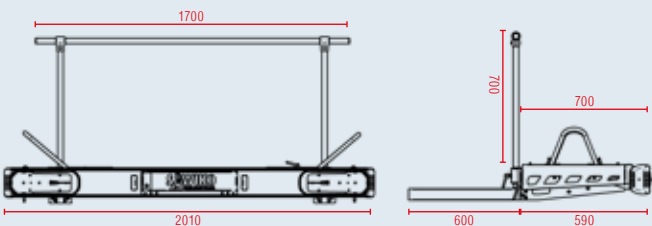
- I Payload: approx. 150 kg (optionally 200 kg)
- I EC type approval available
- I For 1 scooter or max. 3 bicycles
- I With integrated access ramp (scooter attachment kit)
- I Variable platform design

- I Removable grab rail
- I Ratchet quick-release fasteners
- I Completely made of aluminium
- I Removable without tools
- I Incl. mounting elements for panel van



Article description	Weight in kg*	Item no.
Platform carrier (without front grab rail)	19,5	1884641
Platform carrier for 1 scooter - incl. integrated ramp, wheel brackets, tension belts, ring eyelets (without front grab rail)	51,3	1884642
Platform carrier for 2 bicycles - incl. front retaining bracket, wheel moulds, retaining arms	48,8	1884643
Platform carrier for 3 bikes - incl. front grab rail, wheel moulds, retaining arms	49,2	1884644
Platform carrier set-up kit front grab rail for retrofitting to 1884641 and 1884642		1629604
Platform carrier set-up kit for 3 bikes		1629837
Platform carrier set-up kit for 2 bicycles		1629793
Surcharge for ramp reinforcement from 150 to 200 kg payload		1629795
* Tare weight incl. set-up kit, without mounting elements.		

Base carrier



The wheel brackets included in the scooter and the wheel moulds for bicycles are infinitely adjustable.

KAWA LIGHT - LIGHT AND ROBUST



THE ENTRY-LEVEL MODEL FOR THE PANEL VAN

The KAWA Light is the perfect first step for van drivers. It has a low tare weight, but is still very robust thanks to our tried-and-tested base carrier. With its maximum payload of approx. 150 kg, our standard scooter tray and the matching aluminium ramp, the KAWA Light is also ideal for scooters. The standard crossbar can be removed to open the rear doors completely.

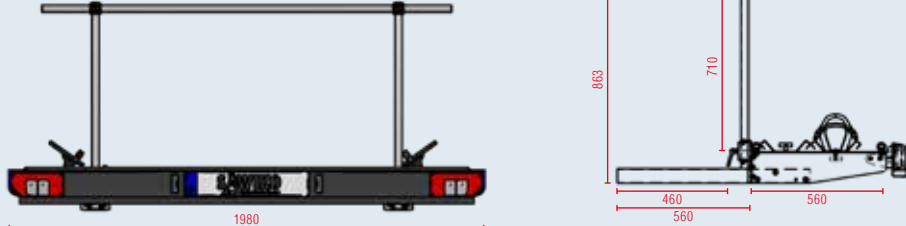
AT A GLANCE

- I Payload: up to 150 kg
- I EC type approval available
- I For 1 scooter or max. 3 bicycles
- I Removable crossbar allows free access to the rear doors
- I Made of steel and aluminium
- I Can be removed without tools



Article description	Weight in kg*	Item no.
KAWA Light for 1 scooter - 4 x lashing straps, 4 x lashing eyes, 2 x V-brackets	32,0	1887813
KAWA Light for 2 bikes - 2 x support arms, 2 bike rails with straps	27,4	1887814
KAWA Light for 3 bikes - 3 x support arms, 3 bike rails with straps	28,7	1887815
* Tare weight incl. set-up kit, without mounting elements. Tyre widths for standard bicycle rails 20 - 80 mm.		

Base carrier



KNOW-HOW
Payload on page 14/15 Load
securing on page 16/17

ACCESSORIES



REAR GARAGE SYSTEMS

TRINEO - GARAGE SYSTEM



LIGHTWEIGHT, SPACE-SAVING AND COMFORTABLE

The three most important features of the Trineo. Only the guide rail (on electric models) and the front wheel carriage need to be fitted in the rear garage. The latter can be removed without tools in just a few seconds to save even more space when not in use. With a payload of 160 kg, the Trineo is suitable for most scooter models. To load, simply push

the front wheel over the ramp into the trolley and tighten it with the crank. You can then conveniently store your scooter in the rear garage. Finally, secure your vehicle with lashing straps on our lashing rail



FRONT WHEEL SLIDE

With infinitely adjustable tyre fixation to secure the front wheel outside the rear garage.

SCOPE OF DELIVERY

- 1 Guide rail (electr. version with motor)
- 2 Front wheel slide
- 3 Electric motor incl. radio remote control
- 4 Folding access ramp
2 lashing straps (not shown)



AT A GLANCE

- I Payload: up to 160 kg
- I Electric tare weight approx. 22 kg (incl. access ramp)
- I Manual tare weight approx. 17 kg (incl. access ramp)
- I For max. 1 scooter
- I Electric version incl. radio remote operation
- I Infinitely adjustable tyre fixation
- I Can be installed on the right or left
- I Required installation area 2000 x 500 mm

TRINEO versions - for 1 scooter	Item no.
Electric right-hand installation	1629590
Electric left-hand installation	1628045
Manual right-hand installation	1628046
Manual left-hand installation	1628054
Manual right-hand installation, 1900 mm length	1884147

Electric version. Can be installed on the left or right.



Manual version. Can be installed on the left or right.



REAR GARAGE SYSTEMS

ELECTRIC GARAGE DOOR FOR MOTORBIKES



SCOPE OF DELIVERY

- I 2-part drive-on rail
- I Electric cable winch (incl. wired remote control)
- I Carriage with front wheel rocker
- I 2 wheel brackets
- I Rail system for the rear garage
- I Radio remote control optionally available

Designation	Item no.
For scooters	1886864
For rear wheel width up to 180 mm	1629715
For rear wheel width up to 250 mm	1886863
For rear wheel width over 250 mm	1886868
Radio remote control incl. receiver	1628286

Ordering information

- I Please note the garage and axle load of your motorhome
- I Please state your vehicle data when ordering
- I Other versions on request
- I Please specify the tyre size of your motorbike
- I Request data sheet

Download Flyer



EASIER TO LOAD MOTORBIKE

I Your motorbike or scooter is simply driven into the front wheel rocker located on the floor of the trolley and lashed down there. This saves you the hassle of lashing in the rear garage and you can load your motorbike on your own. Your motorbike can then be pulled into the rear garage of your motorhome using the electric cable winch. All you need to do now is lash down the rear of the motorbike and it is safely stowed away.

The round tubes on the sides allow the sled to glide easily over the ramp. It can be stowed away quickly thanks to the individual parts that can be plugged together.

AT A GLANCE

- I Electric cable winch
- I Remote control as standard
- I Curved drive-on rail, consisting of 2 individual parts, loadable up to approx. 370 kg
- I Front wheel rocker on carriage
- I Loading height adjusted to approx. 620 mm. Before loading, the motorbike can be pulled a few cm into the springs before loading
- I Access ramp universally adaptable to other loading heights
- I Max. Rear tyre width 185 mm. Other tyre widths possible with optional components possible
- I Retrofitting also possible on a trailer or in a panel van



Motorbike fully loaded



Rail system, front wheel carriage and electric cable winch.



Installation example



FRONT WHEEL SLIDE

Push the front wheel into the rocker and lash it down. The motorbike can then be loaded very easily.



RETROFITTING


Possible in a panel van or on a trailer. You can find an application example on our Wheely universal trailer on pages 102-103. You can find more information about the motorbike loading aid in our flyer.

ACCESSORIES

MOTORBIKE LOADING AID - COMPONENTS

Put together your own customised configuration. The necessary installation material is included with all components. The system is suitable for platform and box trailers, motorhome rear garages, panel vans and pick-ups.

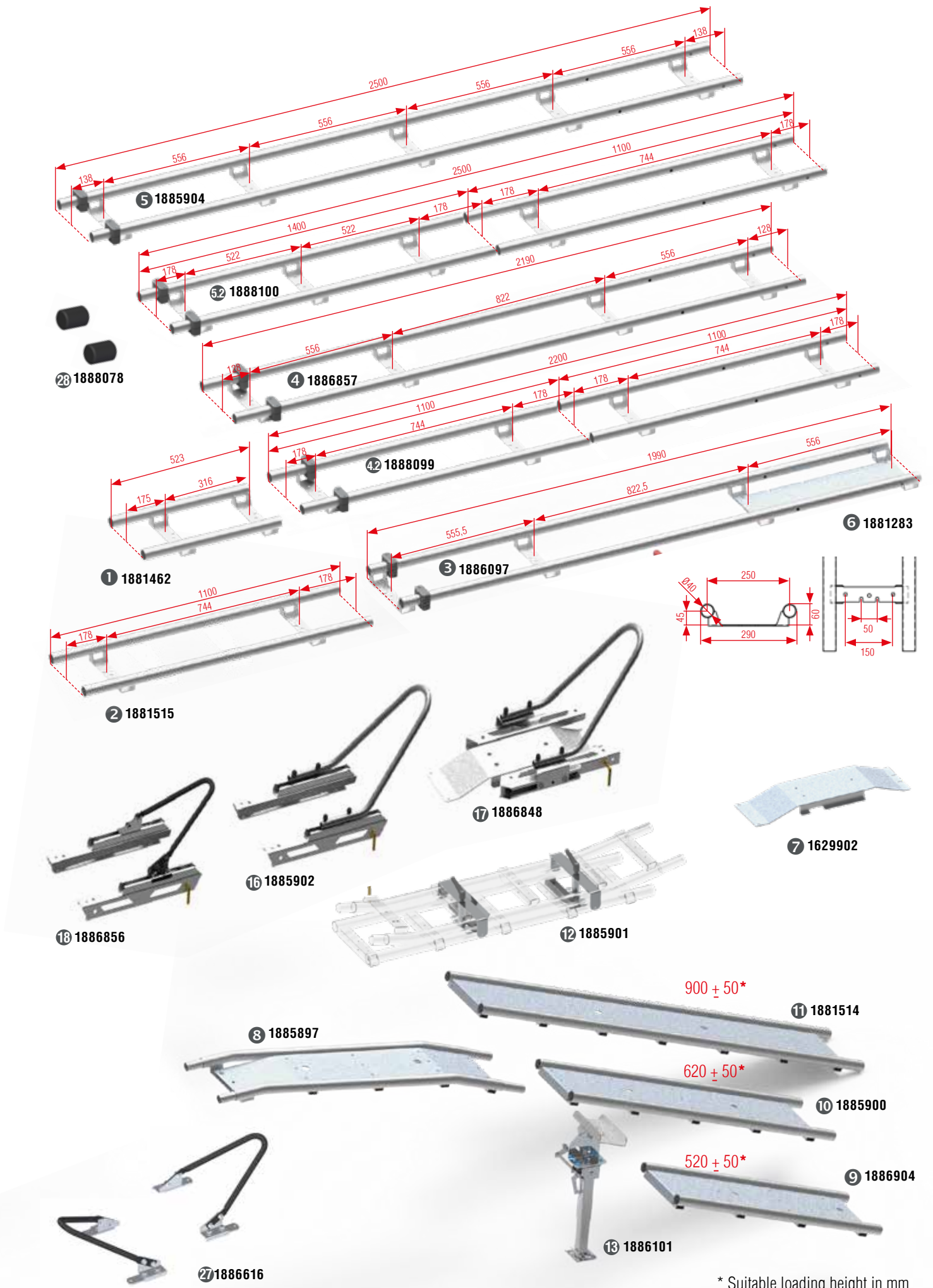
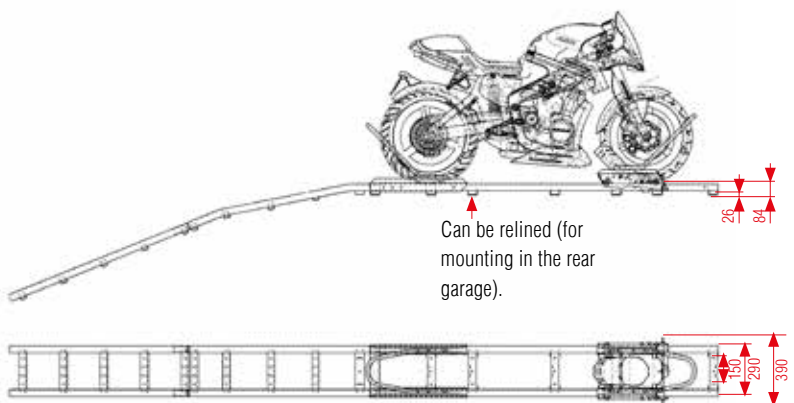
Rails	Item no.
1 Rail 500 mm	1881462
2 Rail 1100 mm	1881515
3 Rail 1990 mm	1886097
4 Rail 2190 mm only shipping with forwarding agent	1886857
42 Rail 2200 mm (split) for parcel shipping	1888099
5 Rail 2500 mm only shipping with forwarding agent	1885904
52 Rail 2500 mm (split) for parcel shipping	1888100
6 Cover plate 600x165 mm	1881283
7 Rear tyre riser for tyres 180 - 380 mm	1629902
Ramps	Item no.
8 Ramp curved	1885897
9 Ramp 850 mm	1886904
10 Ramp 1100 mm	1885900
11 Ramp 1600 mm	1881514
12 Transport support for ramp	1885901
13 Ramp support	1886101
Sled front tyre	Item no.
14 Slide tyre width max. 180 mm	1885898
15 Slide for scooters/scooters	1886855
Rear tyre mount	Item no.
16 Rear wheel mounting up to max. 180 mm	1885902
17 Rear wheel mounting up to max. 250 mm	1886848
18 Rear wheel mount scooter/scooter	1886856
Cable winches and accessories	Item no.
19 Cable winch 6 metre belt incl. holder	1885896
20 Cable winch 10 metre nylon cable incl. holder and 90° angle brackets	1886775
21 Cable winch 10 metre nylon cable incl. ground bracket	1885906
22 12 V electric cable winch incl. bracket and wired remote control	1885905
23 Radio remote control incl. receiver	1628286
24 Idler centre	1885895
25 Outer return pulley	1885907
26 90° adapter incl. accessories	1623429
27 Conversion kit scooter/motorbike or motorbike/scooter	1886616
28 Pipe connector set	1888078



NOTE

Depending on the model, the motorbike can be pulled a few centimetres into the springs on the sled before loading!

This is an advantage in rear garages and driveways with low heights.



* Suitable loading height in mm

ACCESSORIES

BIKEY TAP BOX - THE LIGHTWEIGHT STORAGE SPACE EXTENSION



BIKEY tarpaulin box
on BASIC base carrier.

ARRIVE WELL PROTECTED

The BIKEY tarpaulin box is equipped with a lightweight PVC tarpaulin and a sturdy wooden base plate, making it the perfect storage space extension. The frame is made entirely of aluminium. The tarpaulin can be used to protect your high-quality e-bikes from dirt, water and prying eyes, for example. In addition to bicycles, the box is also suitable for other bulky items such as your camping furniture.

CAN BE RETROFIT- TED AT ANY TIME

It can be retrofitted to almost all carrier systems. The payload depends on the carrier system used.

CONVENIENT LOADING

The BIKEY tarpaulin box can be opened on 3 sides.



! KNOW-HOW
Payload on page 14/15 Load
securing on page 16/17

IDEAL PROTECTION

Top and back with reinforced tarpaulin material. Sturdy zips and a practical piping rail on the back.



PRACTICAL

The light carrier can be folded down to make it easier to open the tarpaulin at the front.



BICYCLE KIT

The set-up kit is suitable for 2 bikes.

Scope of delivery:

1 support arm 240 mm

1 support arm with articulated joint 270x420 mm

4 wheel holders

1629904



RETROFIT KIT

The BIKEY tarpaulin box can be retrofitted to the BASIC, MIKRO II and LIGERO. **1629920**



AT A GLANCE

I Aluminium frame

I Weight approx. 33 kg without support system

I Protects against splash water and dirt

I Also suitable for your camping equipment

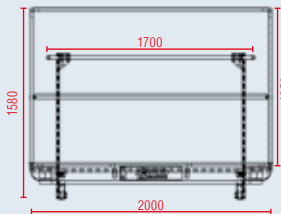
I Can be opened at the sides and front

I Dimensions: W 200/H 135/D 80 cm

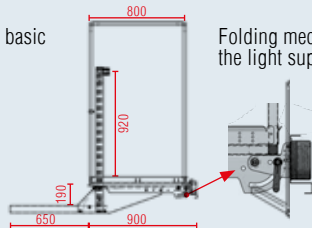
I Also suitable for retrofitting on BASIC, MIKRO II and LIGERO

I Not suitable for transporting scooters or motorbikes

Article description	Weight kg	Item no.
BIKEY tarpaulin box without carrier system	33,0	1629244
Bicycle kit for 2 bicycles	3,3	1629904
BASIC base carrier for tarpaulin box (if no carrier available)	26,0	1629919
Retrofit kit for BASIC, MIKRO II and LIGERO	2,5	1629920
Wheel mounting, set with straps		1629327
Mounting pocket for warning sign		1629824

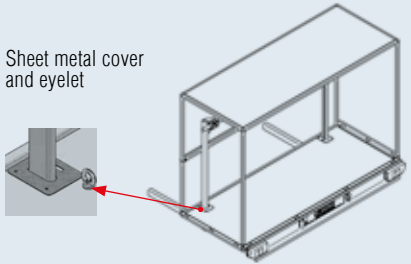


Bikey tarpaulin box with basic
base carrier



Folding mechanism on
the light support

Sheet metal cover
and eyelet



ACCESSORIES

EVERYTHING FOR SECURING AND FASTENING

MODEL 3000 with optional wheel brackets.



MOTORBIKE TUB MODEL 3000 PRACTICALLY STOWED AWAY

The tyre lift is housed in the motorbike tub to protect it from dirt and is easy to pull out when required. Thanks to the punched-in ribbing, the tyre does not slip when being pushed on. With a special set of lashing straps, your scooter is securely fastened to the carrier. The set, consisting of a tubular bracket, extension arm and lashing straps, is optimised for transport on the motorbike tray.




Anwendungsbeispiel auf LIGERO III

AT A GLANCE

- I Payload up to 150 kg
- I Own weight approx. 15 kg
- I Drive-on aid can be pushed into the motorbike tray
- I Made entirely of aluminium
- I Longitudinal and transverse ripples prevent the wheels from slipping
- I Can be retrofitted to almost all SAWIKO carriers at any time

Article description	Art.-Nr.
Motorbike tray with ramp 'Model 3000'	1629650
Special lashing kit for 'MODEL 3000'	1629593



EASY HANDLING

Open the flap at the front of the motorbike tray, pull out the rail and fold it down.



GRAB RAILS AND ACCESSORIES

1 Support bars for crossbar with Ø 30 mm - from 2018 (stainless steel tube):

For crossbars made of aluminium profile rails, it is essential to use the retaining bar adapter Item no.

1629230 mitbestellen.

Item no.	1629246	400 mm Length
Item no.	1629247	600 mm Length
Item no.	1629228	800 mm Length

Support bar for attachment to round tube with Ø 26.9 mm - until 2017

Item no.	1882588	400 mm Length
Item no.	1882589	600 mm Length
Item no.	1882590	800 mm Length

2 Cross clamp complete

Item no. 1629229

3 Adapter for aluminium profile rail

Item no. 1629230

4 Interchangeable adapter

Item no. 1629655

5 Cross clamp bridge

For connecting 2 bicycles

Item no. 1629330

6 Lockable cross clamp

Item no. 1629387

7 Locking mechanism

Item no. 1629358 einzeln



Ø 30 mm

1

Can be shortened if required

2

3

4

5

6

7

LASHING KIT SET - ROLLER/SCOOTER

Incl. 2 wheel brackets with straps, 4 lashing kits and 1 support arm (600 mm long) for a scooter.

1628014 Universal



EYEBOLTS

For fastening lashing straps

Scope of delivery:

4 eyebolts with fastening nut

1629631



WHEEL BRACKET

With the two wing nuts supplied, the wheel bracket can be easily attached to our standard motorbike tray, giving your scooter or motorbike a secure stand.

1887030 Single

1887034 In a set



WHEEL BRACKET SET

On platform for scooter tyres

Scope of delivery:

2 wheel brackets
Mounting material

1629628



ACCESSORIES

EVERYTHING FOR SECURING AND FASTENING



SUPPORT ARMS AND BICYCLE RAILS

- I With convenient ratchet quick-release fastener
- I With practical articulated joint
- I Simple and quick operation
- I Soft padding protects against damage
- I Sturdy construction - ideal for e-bikes
- I Universal - suitable for almost all carrier systems
- I Can be retrofitted to existing carrier systems
- I For 30 mm round tube
- I Bicycle rails suitable for tyre widths from 20 - 80 mm

1750 mm in length, incl. 2 wheel moulds with ratchet quick-release fastener. **1629421**

1750 mm length, incl. 3 straps. **1629786**

Mounting bracket for bicycle rail. Suitable for AGITO Top and VELO III. **1629422**

Wheel disc set with ratchet quick-release fastener. **1628270**

Universal short. Max. Length 390 mm. **1623433**

Universal medium. Max. Length 550 mm. **1623434**

Universal XL. max. Length 830 mm. **1623455**

Universal long. Max. Length 710 mm. **1623435**

ACCESS RAMP FOR BICYCLE RAIL

For easy loading of heavy e-bikes. Incl. 4 x adapters for fixing to the bike rail, ramp 1750 mm long and transport attachment.

1883340 VELO incl. 3 x holders
1883290

1887851 Ramp 1750 mm

1887879 Ramp 1250 mm

STANDARD MOTORBIKE TUB

Can be retrofitted to almost all SAWIKO carrier systems. Incl. ramp, ramp and transport attachment.

1883333



REAR CARRIER ADAPTER SET

For attaching an additional bicycle rail above the light carrier. Can be retrofitted at any time.

1629659

For **LIGERO III, AGITO120**



RAMP FOR FAT BIKES

Convenient loading of heavy fat bikes. Incl. holder for transport.

1883335



DRAIN ROLLERS - PREVENT DAMAGE

Anyone who drives a motorhome with a long overhang, combined with a trailer coupling or lowered rear end, will be familiar with the problem. Sometimes there is not enough ground clearance, sometimes the angle of the slope is critical. At critical moments, such vehicles - even unladen - touch down with the rear frame, the exhaust pipe or the bumper. Such situations and the associated potential consequential costs can be effectively prevented with our rollers. A load-bearing substructure is a prerequisite for installation.



1629278 Uni, flat version



1629231 Uni, high version



LASHING RAIL SET

Thanks to the universally adjustable lashing eyes (by pressure actuation), almost all bulky objects can be secured in the rear garage. The aluminium lashing rails (2000 x 50 x 11.5 mm) can be easily shortened. We recommend using the end pieces to create a visually attractive impression.

Individual components:

- 1** Pressure-adjustable eyelet **1629286**
- 2** End pieces **1629396**
- 3** Single tensioning strap **1623413**
- 4** Lashing rail **1629394**

5 Complete set:

2 lashing rails, 4 end pieces, 4 lashing eyes, 2 lashing straps. **1629285**





ACCESSORIES

LAMP HOLDERS AND SPARE PARTS

Luminaire support with Roundpoint luminaires	Item no.
Complete with lights	1629437
Without lights	1629652
Rear light unit left	1629653
Rear light unit right	1629654
Licence plate lamp	1629362
End cap right or left	1629479
Side marker light incl. holder short	1629262
180 mm marker light incl. long holder	1629263
Luminaire support 3000	Item no.
Complete with lights (short cable for Mikro II / KAWA II)	1886803
Complete with lights (long cable for AGITO)	1886804
Without lights	1886931
Rear light complete left (Eurofab)	1623198
Rear light complete right (Eurofab)	1623197
Rear light glass right or left (Eurofab)	1886930
Licence plate light	1629362
End cap right or left	1629479
Marker light incl. holder long	1629263
Spare parts rear lights 2006 - 2011 and Galaxy	
Rear light glass right or left (2006 - 2011)	1629221
Rear light complete left (2006 - 2011)	1629281
Rear light complete right (2006 - 2011)	1629282
Rear light glass right or left (Galaxy)	1629415
VELO III/AGITO Top light holder	Item no.
VELO III Complete with lights	1629378
AGITO Top complete with lights	1885948
Without lights	1629374
Right rear light	1629270
Left rear light	1629271
Light holder left	1629632
Light holder right	1629633
Licence plate light	1629371
180 mm marker lights incl. holder, extendable, long	1628020
VELO / VARIO / LIGERO light holder	Item no.
VELO complete with lights	1888845
VELO complete with LED lights	1888781
VARIO/LIGERO complete with lights	1888846
TRIGO VAN light holder	Item no.
Complete with lights	1887864
Complete with LED lights	1888560



LIMITING LIGHTS

in LED technology with additional orange-coloured marker light.



SPARE WHEEL BRACKET FOR FIAT DUCATO


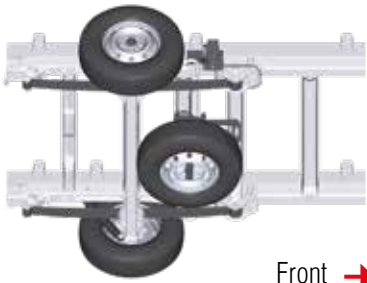
DO YOU KNOW WHERE YOUR SPARE WHEEL IS?

The SAWIKO spare wheel holder is a well-come aid in an emergency. The holder is suitable for almost all Ducato models 230/244 and X250 with long, medium and short wheelbase. We offer two versions: either between the two axles or directly behind the rear axle.




Mounting **BEFORE** the rear axle

Mounting **BEHIND** the rear axle



Front →

Front →



Article description	Item no.
FIAT Ducato X250 - Cable winch behind and bracket in front of the axle	1629216
FIAT Ducato X250 - Cable winch and bracket behind the axle	1629215
FIAT Ducato X250 - Cable winch and bracket in front of the axle	1629435
FIAT Ducato X250 - Cable winch in front of and bracket behind the axle	1629841
FIAT Ducato X250 - Cable winch (inside) behind and bracket in front of the axle	1885818
FIAT Ducato X250 - Cable winch (inside) and bracket behind the axle	1885817
Steel rim 15 inch X250/X290 without tyres	1884997
Steel rim 16 inch X250/X290 without tyres	1884998
Spare wheel valve extension 1200 mm	1882706
Can only be used with original steel rims! Please request our data sheet!	



EASY HANDLING

After unlocking, the spare wheel can be turned down using the cable winch. The wheel is now easily accessible. The defective wheel can be locked in reverse order.

CHASSIS COMPONENTS



CHASSIS COMPONENTS

COMFORT DRIVE - TRAVELLING REDEFINED

Highlightvideo



Development partner:

KWautomotive



SEMI-ACTIVE SUSPENSION

Together with damper specialist KW automotive, AL-KO VT is presenting a semi-active damping system for equipping and retrofitting motorhomes. This system calculates the expected vehicle movement and adjusts the shock absorber settings accordingly - automatically and practically in real time. This significantly reduces disruptive rolling, pitching and rolling movements along the vehicle axle and noticeably reduces impacts on the vehicle frame caused by potholes and bumps.

AL-KO Comfort Drive is available for motorhomes based on the Mercedes-Benz Sprinter in conjunction with the AL-KO AMC chassis. The original Mercedes-Benz spring is used in the front McPherson strut of Mercedes-Benz-based motorhomes in order to achieve the standard ride height.

*** Translated with www.DeepL.com/Translator (free version) ***

PRODUCT ADVANTAGES

- I Choice between damping and driving performance mode (Normal & Comfort)
- I Increased comfort: vibrations and acceleration reduced by 20
- I Reduction of disruptive vibration amplitudes
- I Reduction of the sound level generated by vibrations by up to 1.5 dB
- I Filtering out impacts and rumble on the vehicle, reduced tendency of the vehicle to pitch, roll and sway
- I Increased cornering rigidity thanks to automatic damper adjustment
- I Recognisably and noticeably reduced roll movement / vehicle inclination
- I Optimised damper/spring rate for vehicle weight and characteristics
- I Automatic scaling of the control intervention (e.g. due to different load conditions)
- I In the event of emergency braking, the system can provide support by changing the shock absorber characteristics

Selectable driving modes via operating button:



- I **Normal** (basic mode, permanently active):
Improves comfort and tracking behaviour.
Recommended for winding roads and a lot of steering behaviour.
- I **Comfort** (switchable mode):
Significant improvement in comfort.
Recommended for a large proportion of straight-line driving (e.g. motorway).

How does COMFORT DRIVE work?

The semi-active suspension calculates the expected vehicle movement and changes the shock absorber settings based on this - automatically and almost in real time. This significantly reduces movements along the vehicle axle and noticeably dampens bumps and impacts. Seven sensors permanently monitor the vehicle's behaviour and transmit this information to the shock absorbers. These continuously adapt their damping properties to the road conditions to ensure an optimum driving experience. In addition, the suspension reacts automatically to the load condition and sudden crosswinds and is also connected to the motorhome's electronic stability programme (ESP) via an interface.

What is the difference between COMFORT DRIVE and an original chassis?

Standard chassis components are designed by the respective vehicle manufacturers for the widest possible range of applications, particularly in the areas of trade, mail delivery and transport. Here, the focus is on the load - and functionality and flexibility are what count. The problem is that a delivery van is used to transport very different loads, usually over short distances with stops in between. In comparison, a motorhome is a true endurance athlete: always (almost) fully loaded, it covers several hundred to a thousand kilometres per trip - at a relatively constant driving speed and with only a few short breaks along the way. The requirement is therefore: travelling comfortably, quietly and relaxed. AL-KO COMFORT DRIVE is specially tailored to these requirements.

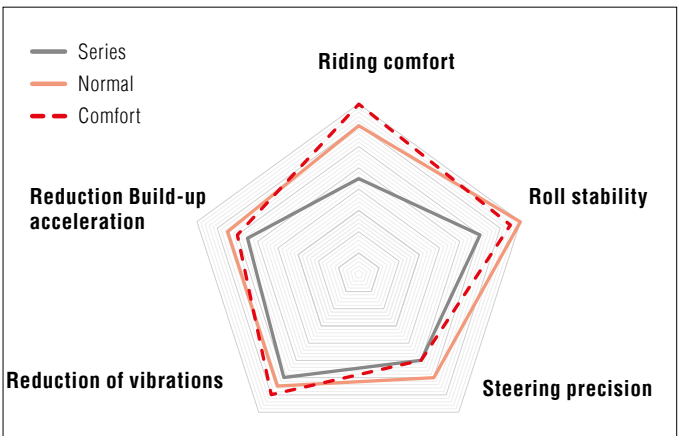
The difference between an active and a semi-active suspension lies in the way in which the road surface and the driving situation are recognised and how the suspension characteristics are adjusted and regulated accordingly. Active suspension systems recognise unevenness in the road surface and driving situations before the vehicle is driven on and change the settings proactively. These systems access various in-vehicle systems and their information such as camera, radar and lidar. They communicate with each other via the vehicle's own electronic interfaces. Semi-active suspension systems work on the basis of recording the movements and accelerations of the suspension and body components. The chassis is continuously monitored by the integrated system sensors. The functions of the suspension components are adjusted within an electronic map.

Where is the COMFORT DRIVE installed?

The COMFORT DRIVE is installed on the chassis, more precisely on the shock absorbers. The sensors for measuring the driving movements are attached to the vehicle body and the wheel carriers. In addition, the vehicle is fitted with springs and dampers on the front and rear axles as well as a control unit under the driver's seat. The semi-active suspension system is integrated into the existing suspension and works together with the shock absorbers to adjust the damping settings. With the AL-KO COMFORT DRIVE, all shock absorbers (left and right on the rear axle/rear wheels and on the front suspension struts) are replaced by controlled shock absorbers. In addition, a sensor system is fitted to all wheels and the chassis. A corresponding control unit for communication between the controlled shock absorbers and the sensors is located in the seat box in the cab. The system can be switched from permanently active normal mode to comfort mode, e.g. for longer motorway journeys, via a button on the dashboard.

For which motorhomes is the COMFORT DRIVE suitable?

AL-KO currently offers the semi-active chassis for motorhomes based on the Mercedes-Benz Sprinter in conjunction with the AL-KO AMC chassis. This requires the PSM module or pre-fitting of the PSM module by Mercedes-Benz. The installation can be carried out in all AL-KO customer centres and by certified wholesalers.



Designation	Item no.
Comfort Drive 2.5T NS 1890 VS30 conversion kit	1711532
Comfort Drive 2.5T NS 1980 VS30 conversion kit	1711533

CHASSIS COMPONENTS

AIR PLUS - COMFORT UPDATE FOR AL-KO REAR AXLES

For AL-KO chassis



FOR PERFECT DRIVING COMFORT, EVEN ON UNEVEN ROADS

The Air Plus auxiliary air suspension on the rear axle allows the driver to optimise the motorhome to the current load and road conditions by adjusting the air bellows pressure. By modifying the existing suspension, such as replacing the axle rocker and torsion bar, the air bellows can take over 33% of the suspension tasks. This allows the motorhome to be raised and lowered and ensures a significant improvement in driving comfort.

MANUAL AUXILIARY AIR SUSPENSION: MAINTENANCE-FREE STABILITY

The advantages of the Air Plus auxiliary air suspension are varied and convincing. It is regarded as the most comfortable auxiliary air suspension on the market and offers an outstanding driving experience. The additional air suspension is also 100% maintenance-free, which saves both time and money. The integrated emergency function ensures additional safety in unforeseen situations. Overall, the Air Plus auxiliary air suspension ensures a noticeable improvement in driving comfort and greater safety in a wide range of driving situations.

THE COMPONENTS

- 1 Specially adapted wheel shock absorbers with integrated Cellasto bump stop
- 2 Special air suspension axle control arms
- 3 Torsion bars tuned for air suspension
- 4 Weight-optimised bellows brackets
- 5 Special spring bellows



KIT...

...incl. compressor and cab control panel

- I Compressor
- I Air bellows left/right
- I Double cab control panel
- I Double pressure gauge
- I Air lines
- I Installation material, installation/operating instructions
- I Screw-in regulator must be ordered separately

COMPRESSOR KIT

For the AIR PLUS auxiliary air spring, consisting of ergonomic control panel for the cockpit and compressor



AT A GLANCE

- I The AL-KO Air Plus additional air suspension is available as an optional extra for AL-KO AMC chassis (2- and 3-axle vehicles) based on the Fiat Ducato, Peugeot Boxer and Citroën Jumper (type X250/X290)
- I Adjustment travel in the rear axle area:
Raising max. +40 mm / lowering up to -50 mm

- I External air supply (e.g. mobile 12 V compressor)
- I 100 % maintenance-free
- I Integrated emergency function
- I Prerequisite for subsequent weight increase

Designation	Suitable for*	Item no.
Air Plus with compressor kit	AL-KO AMC chassis (2- and 3-axle) on Fiat Ducato, Peugeot Boxer and Citroën Jumper (type X250/X290)	
Installation only possible in the Customer Centre South or North. * Not suitable for vehicles with AL-KO Level Controller (ALC). Please state chassis number on enquiry.		

CHASSIS COMPONENTS

AIR PREMIUM X2 FULL AIR SPRING - FOR DYNAMICS & COMFORT

2-circuit system for AL-KO AMC rear axle



THE AIR SUSPENSION SYSTEM FOR OPTIMUM COMFORT

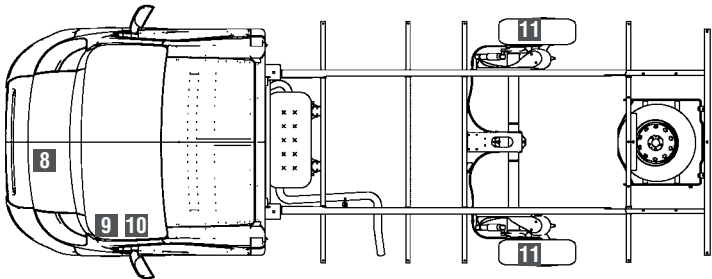


In motorhomes, conventional suspension systems can quickly reach their limits due to the special requirements. They are permanently exposed to high loads from interior fittings and equipment, while the distribution of weight is often uneven. As a result, steel springs quickly lose their resilience, which has a negative impact on ride comfort and stability. A typical side effect is the frequently visible sagging of the rear of the vehicle. AL-KO air suspension systems offer an efficient solution to rectify these problems and ensure long-term ride comfort and stability.

FULL AIR SUSPENSION FOR DYNAMICS AND COMFORT

The Air Premium X2 air suspension system ensures optimum suspension comfort on AL-KO rear axles - fully automatic and maintenance-free. An electronically controlled, fully automatic air suspension system is responsible for the principle of the 2-circuit full air suspension. It can be automatically levelled or manually adjusted using the soft-touch remote control. The rear axle of the motorhome can be raised by up to 40 mm for rough terrain, for example, and lowered by up to 50 mm for easy loading or boarding. At the touch of a button, the Air Premium X2 returns to the driving level.

THE COMPONENTS

- 1 Optimally tuned wheel shock absorbers with integrated Cellasto bump stops
- 2 Special air suspension axle control arms
- 3 Torsion bar tuned for air suspension
- 4 Weight-optimised bellows brackets
- 5 Special spring bellows
- 6 Level sensors
- 7 Maintenance-free Air Premium axle



AT A GLANCE

- I 2-circuit full air suspension for AMC rear axle(s) based on the Fiat Ducato, Peugeot Boxer and Citroën Jumper (type X250/X290). Manual lowering or raising of the vehicle possible up to a speed of 25 km/h
- I Adjustment travel in the rear axle area: Raising approx. +40 mm
Lowering approx. -50 mm

- I Automatic, load-independent levelling control on AMC rear axle(s)
- I 100 % maintenance-free
- I Self-sufficient air supply thanks to integrated compressor
- I Also suitable for vehicles with ESP
- I Fiat/Bosch clearance certificate for ESP option

Designation	Item no.
Air Premium X2 single axle - without axle replacement	div.
Air Premium X2 single axle - with axle swap	div.
Air Premium X2 tandem axle - without axle replacement	div.
Air Premium X2 tandem axle - with axle swap	div.
Installation only possible in the Customer Centre South or North. Please state the chassis number when enquiring.	

CHASSIS COMPONENTS

AIR PREMIUM X4 FULL AIR SUSPENSION - AT THE HIGHEST LEVEL

4-circuit system for front and AL-KO rear axle



THE PERFECT FULL AIR SUSPENSION FOR YOUR MOTORHOME

Motorhomes pose a particular challenge for conventional suspension systems. Due to the high weight of the interior fittings and equipment as well as the uneven loading, standard steel springs are subjected to heavy loads. Under these conditions, they quickly lose their resilience, resulting in a loss of ride comfort and stability. In addition, the rear of the vehicle can sink. Air suspension systems offer an effective solution to eliminate these problems and maintain the driving comfort and stability of the motorhome.

AUTOMATIC FULL AIR SUSPENSION FRONT & REAR AXLE

The AL-KO Air Premium X4 is an automatic full air suspension system for the front and rear axle, which ensures a consistently high ride height and optimum suspension comfort. Air suspension struts are used on the front axle and air bellows on the rear axle. This enables automatic adjustment to the optimum ride height and perfect levelling of the motorhome when stationary.

PREMIUM COMFORT

The Air Premium X4 4-circuit full air suspension offers maximum comfort in most situations. Whilst driving, almost all shocks and vibrations are largely absorbed. On uneven pitches, the motorhome can be automatically levelled at the touch of a button thanks to the auto-level function. This

makes the tedious laying of wedges unnecessary. Thanks to the flexibly adjustable slope angle, ramps can also be driven over without any problems. The ability to tilt the vehicle sideways also speeds up the emptying of the waste water tank.

You can lower or raise your vehicle at a speed of up to 25 km/h at the touch of a button. This also makes it easy to drive onto a ferry. The entire system is maintenance-free and is also suitable for vehicles with ESP.

OPERATING UNIT

You can lower or raise the vehicle up to a speed of 25 km/h at the touch of a button. This means that travelling on a ferry is no longer a problem. With the Auto-Level function, an electronic spirit level, the vehicle automatically levels itself when stationary.

Max. Raising the front axle and lowering the rear axle enables convenient loading of the rear garage or load carrier

Max Raising the driving level at the rear and lowering at the front, e.g. for ferry approaches

Lateral tilting for complete emptying of the tank

Auto-level function for a balanced living area when stationary

Activating / deactivating the system and service button

Lifting the front and rear axle, e.g. for rough terrain

Maximum lowering for easier loading or boarding

Manual levelling


Short press of a button: Levelling all axles to driving level

Long button press: Select the axis for manual levelling

Front axle air suspension strut



Full air suspension AMC rear axle



AT A GLANCE

- I 4-circuit full air suspension for front and AL-KO rear axle(s) based on Fiat Ducato, Peugeot Boxer and Citroën Jumper (type X250/ X290). Manual lowering or raising of the vehicle possible up to a speed of 25 km/h
- I Adjustment travel in the front axle area: Raising approx. +70 mm / lowering approx. -60 mm
- I Adjustment travel in the rear axle area: Raising approx. +40 mm / lowering approx. -50 mm

- I Fully automatic levelling on front and AL-KO rear axle(s) rear axle(s)
- I Excellent suspension comfort with high driving stability
- I Auto-level function - automatic levelling of the vehicle when stationary (within the axle suspension travel)
- I 100 % maintenance-free
- I Self-sufficient air supply thanks to integrated compressor
- I Also for vehicles with ESP

Designation	Item no.
Air Premium X4 single axle - without axle replacement	div.
Air Premium X4 single axle - with axle swap	div.
Air Premium X4 tandem axle - without axle replacement	div.
Air Premium X4 tandem axle - with axle swap	div.
Conversion X2 to X4. For vehicles with existing 2-circuit system on the AL-KO rear axle	div.
Installation only possible in the Customer Centre South or North. Please state the chassis number when enquiring.	

CHASSIS COMPONENTS

ACS - FRONT AXLE SPRING FOR MOTORHOMES AND VANS

For original and AL-KO chassis



TRAVELLING MORE COMFORTABLY WITH PANEL VANS AND MOTORHOMES

You are on your way to a well-deserved holiday, but despite the anticipation and beautiful views, the relaxation you were hoping for doesn't quite materialise. The vehicle rumbles with every bump and the crockery clatters in the cupboards.

Your panel van or motorhome is probably still fitted with the manufacturer's original springs. These are generally designed for functional, commercial use - true travelling comfort on longer trips is naturally not to be expected here. This is why AL-KO has developed an

easy-to-retrofit but very effective solution for panel vans and motorhomes with its ACS comfort suspension strut. The ACS comfort suspension strut fulfils the highest comfort requirements and has been specially designed for the high demands of motorhomes. Suspension and damping are optimally harmonised and ensure increased driving stability on the front axle. Hard impacts are significantly reduced, vibration damping on the steering wheel is minimised and your arms are spared.

AT A GLANCE

- I Impressive suspension comfort
 - I Superior driving stability and increased driving safety
 - I Reduced vibration in the steering wheel
 - I Reduced noise development in the vehicle interior
 - I Raising the vehicle ride height on the front axle
 - I Robustness and durability
 - I Completely maintenance-free
- I For 2- and 3-axle vehicles
 - I Replaces standard original front axle strut
 - I Available for original equipment and retrofitting
 - I Protects the vehicle, body and load
 - I AL-KO Comfort Suspension for motorhomes on AMC chassis X250/ X290 and original FIAT chassis
 - I Front axle struts for the Light and Heavy variants



THE SPECIAL

The AL-KO ACS suspension strut consists of a unique combination of high-performance damper and coil spring that is precisely matched to the actual weight of the vehicle. This enables the damper to absorb the majority of bumps in the road, resulting in significantly less vibration at the steering wheel and a reduction in noise in the passenger compartment.

VEHICLES

The ACS technology is specially designed for vehicles with AL-KO chassis, original chassis from Fiat Ducato, Peugeot Boxer and Citroën Jumper type X250 (from model year 2006) as well as panel vans of the aforementioned types. It is suitable for both 2-axle and 3-axle vehicles and replaces the standard original front axle strut.

RETROFITABILITY

In principle, the ACS front axle suspension strut can be retrofitted to most of the models mentioned. To clarify the installation situation specifically for your vehicle, please contact us without obligation.

FUNCTIONAL MODE

The principle of the ACS suspension strut is based on improved independent suspension and wheel guidance, which is achieved by specially tuned shock absorbers and springs. This function improves the handling characteristics of the motorhome, specially tailored to the actual vehicle size and weight. The special feature of the ACS suspension strut is that its suspension and damping are designed precisely for the permissible axle load. This increases ride comfort on the front axle, which often leaves a lot to be desired, especially in panel vans such as the Fiat Ducato and identical models from other brands. AL-KO offers the right solution for various vehicle types and weight classes. Numerous internal and independent driving tests have proven that hard impacts are softened and that the vehicle with ACS provides a more sensitive contact with the road surface than is the case with the original Fiat springs, for example. When braking sharply, the motorhome also dips less at the front and leans less to one side when cornering at speed.



ACS for AL-KO chassis	Year of construction	Variant	Recommended front axle load range	With dome bearing Item no.	Without strut bearing Item no.
ACS for motorhomes	from 2006	Light	1600 kg - 1850 kg	1710038	1710620
ACS for motorhomes		Heavy	1800 kg - 2100 kg	1710039	1710621
ACS for original chassis	Year of construction	Variant	Recommended front axle load range	With dome bearing Item no.	Without strut bearing Item no.
ACS for motorhomes	from 2006	Low Weight**	1480 kg - 1640 kg	1710287	1710624
ACS for motorhomes		Medium Weight***	1640 kg - 1800 kg	1710288	1710625
		High Weight***	1800 kg - 2100 kg	1710305	1710626
*Price without installation. ** Can only be installed in light vehicles. *** Can be installed in Light and Heavy vehicles.					
ACS Fiat, Peugeot, Citroen X250	Year of construction	Variant	Permissible front axle load	With dome bearing Item no.	Without strut bearing Item no.
ACS for panel vans	from 2006	33 Light	max. 1750 kg	1710249	1710622
ACS for panel vans		35 Light	max. 1850 kg	1710250	1710623

CHASSIS COMPONENTS

FULL AIR SPRING - AL-KO CHASSIS

Fiat Ducato X250/X290



ARRIVE RELAXED

Aren't you occasionally frustrated by the vibrations in the motorhome body caused by huge potholes, bridge crossings and motorway cross grooves? Don't you long for a sedan-like glide without sacrificing stability?

The 4-channel full air suspension on the front and rear axles ensures that you arrive relaxed at your holiday destination without you, the motorhome body or the stability suffering. The chassis components of the 4-channel full air suspension have been developed for the sole purpose of making your journey as comfortable as possible.

AT A GLANCE

- I Level sensors ensure permanent monitoring of the charge status
- I The vehicle weight is constantly monitored. The central control system takes over the automatic adjustment
- I Wired remote control with auto-level function. This automatically aligns the vehicle within the suspension travel
- I The vehicle can be lowered by approx. 60 mm
- I The vehicle can be raised by approx. 30 mm up to a speed of 30 km/h - this prevents it from touching down
- I The vehicle can be raised or lowered in the longitudinal and transverse direction. For example, to empty the waste water tank emptying the waste water tank, driving onto a ferry or driving into a carport

FullAir AL-KO Chassis	Baujahr	Ausführung	Item no.
Fiat Ducato X250/X290 - 35 Light - 40 Heavy	ab 2006	Einzelachser 4 Kanal-Luftfederung	div.
Fiat Ducato X250/X290 - 35 Light - 40 Heavy	ab 2006	Tandemachser 4 Kanal-Luftfederung	div.
Mercedes Benz		2 Achser - 2 Kanal-Luftfederung	1711503
Mercedes Benz		3 Achser - 2 Kanal-Luftfederung	1711505
Mercedes Benz		2 Achser - 4 Kanal-Luftfederung	1711504
Mercedes Benz		3 Achser - 4 Kanal-Luftfederung	1711506
Mercedes Benz Umbausatz		2 Kanal - auf 4 Kanal-Luftfederung (Vorderachskit	1676141
Option AutoLevel		Ermöglicht das automatische Nivellieren im Stand, im Rahmen der verfügbaren Federwege.	1886447

COIL SPRINGS

Fiat Ducato/Peugeot Boxer/Opel Movano A/Nissan Interstar X70

FOR CONSTANTLY HIGH LOADS

Reinforced coil springs are used where constantly high loads are present. The front axles of motorhomes in particular are at the load limit. This is because the suspension of the chassis is designed by the vehicle manufacturer for a so-called alternating load, which means: full load and empty load. The manufacturer wants to achieve a good suspension result in both states. With motorhomes, however, we are talking about a high constant axle load, which stresses the suspension to such an extent that the suspension travel diminishes and bottoming out occurs, especially on bridge crossings and motorway cross grooves. With many motorhomes, it should be noted that a wheel-base extension, such as that offered by AL-KO, places even more stress on the front axle. The reinforced coil springs raise the front axle by approx. 45-60 mm, which improves driving comfort, stability, safety and appearance. By increasing the spring travel, better elasticity is achieved, which protects the body and the passengers.



- I Advice and support on vehicle stability
 - I Loadings
 - I Homologation service
 - I Vehicle tests
- You can find information about loading options at www.wdt-services.com



Coil springs front axle	Year of construction	Execution	Item no.
Fiat Ducato X250/X290, Peugeot Boxer, Citroën Jumper	from 2006	30/33/35 Light	1886478
		35/40 Heavy (ab 2000 kg tats. VA-Last)	1629457
		35/40 Heavy comfort (min. 1600 kg tats. VA-Last)	1886465
Fiat Ducato 230/244, Peugeot Boxer, Citroën Jumper	1994 - 2006	10/14/15 light	1886477
		18 heavy (maxi)	1629298
Renault Master III, Opel Movano A, Nissan Interstar X70	from 2010		1886471

SUPPORT SYSTEMS



SUPPORT SYSTEMS

HY4 - HYDRAULIC SUPPORT SYSTEM

For motorhomes up to 6.0 t

Highlightvideo



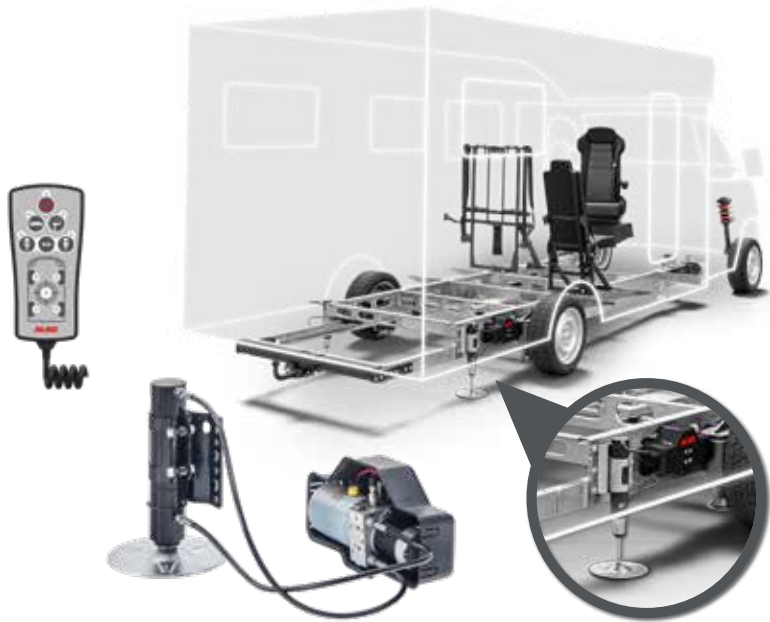
HY4 AT A GLANCE

- I Maximum operating safety
- I Drive-away protection
- I System informs whether levelling is possible
- I Freely programmable additional functions
- I System can be taken along when changing vehicles
- I Compatible with Air Premium X2/X4 Full air suspension
- I Child safety lock and theft protection
- I No need to break through the body
- I No loss of tightness guarantee
- I The modern hydraulic support system HY4 from AL-KO is available for almost all standard motorhomes and panel vans on the market.



EVERYTHING IN ORDER - ULTRA-FAST & ULTRA-SIMPLE

No more leaning, no more swaying ground under your feet. With HY4, the hydraulic support system from AL-KO, you can quickly and easily level your motorhome to the desired standing position. No matter where you are and where you are standing - simply at the touch of a button.



CLEAN AND SPACE-SAVING

In contrast to other support systems in which the lifting supports are supplied by a centrally installed pump with an oil tank and long hydraulic lines, each support in the 68 kg HY4 system is equipped with its own pump unit. This can be flexibly mounted close to the support. This not only reduces the installation effort, but also means that it is no longer necessary to drill holes in the vehicle interior.

Once purchased, the HY4 support system can be easily removed when changing vehicles and re-installed in the new vehicle. The AL-KO HY4 system has the usual excellent AL-KO quality, is durable, robust, maintenance-free and quiet.

The AL-KO HY4 and HY2 systems are the first hydraulic lift support systems to have a Mercedes-Benz clearance certificate. This certifies that the Mercedes-Benz brand values and basic vehicle characteristics are safeguarded with regard to safety, operational stability, driving dynamics, assistance systems, legal requirements and other important features. True to the AL-KO brand slogan „Quality for life“, our engineers think ahead.

Designation	Year of construction	Vehicle variant	Item no.
HY4 Fiat / Peugeot / Citroën	from 2006	AL-KO Chassis Standard-Kit AHS 317 (cylinder length front & rear 317 mm)	1710658
HY4 Fiat / Peugeot / Citroën	from 2006	AL-KO chassis special kit low AHS 277 (cylinder length front 317 mm, rear 277 mm)	1710851
HY4 Fiat / Peugeot / Citroën	from 2006	AL-KO SLC Chassis	1710895
HY4 Fiat / Peugeot / Citroën	from 2006	Fiat original chassis EHA (installation behind the rear axle on the outside)	1710852
HY4 Fiat / Peugeot / Citroën	from 2006	Fiat original chassis EHI (installation of universal connection in front of / behind the rear axle inside)	1710853
HY4 Mercedes-Benz Sprinter	from 2018	AL-KO AMC Chassis	1711116
HY4 Mercedes-Benz Sprinter	from 2018	AL-KO SLC Chassis	1711122
HY4 Mercedes-Benz Sprinter	from 2018	FWD original chassis	1711169
HY4 Mercedes-Benz Sprinter	from 2018	RWD original chassis	1711260
HY4 Mercedes-Benz Sprinter	from 2018	RWD 5,0 to. original chassis	1711329
HY4 Mercedes-Benz Sprinter	from 2018	RWD panel van	1711324
HY4 VW Crafter / MAN TGE	from 2017	High-frame chassis	1711463
HY4 VW Crafter / MAN TGE	from 2017	Low-frame chassis / panel van	1711464
HY4 VW Crafter / MAN TGE	from 2017	Low-frame chassis with frame extension	1711465

Ask for our dimension sheet when you place your order so that we can supply you with the right HY4 system. * With clearance certificate from Mercedes-Benz

SUPPORT SYSTEMS

HY4 - WEIGHING FUNCTION



AL-KO 2Link-App



HY4 control unit



Weighing function

WEIGHING FUNCTION AND APP CONTROL

With the weighing function for the AL-KO HY4, incorrect loading and dangerous overloading of motorhomes and panel vans can be avoided in future. The system measures the total weight and the respective axle load via measuring points on the longitudinal and transverse axles. Weight limits can thus be easily adhered to and the payload optimally stowed in the vehicle.

Control and display are carried out via the AL-KO 2LINK app, which can be downloaded to your smartphone free of charge. The basis

for this is the installation of the AL-KO 2LINK box with Bluetooth interface. Levelling the vehicle is also possible with this upgrade via the 2LINK app. The user interface on the smartphone is equivalent to the familiar standard remote control and therefore as easy as ever.



Designation	Item no.
Weighing function HY4*	1732775
*HY4 weighing function can only be installed with AL-KO service tool	

WEIGHING FUNCTION AT A GLANCE

- I Total vehicle weight, weight front axle and rear axle weight are determined separately
- I Control and display of the system via AL-KO 2LINK app (available free of charge for iOS and Android)
- I Measurement accuracy down to 3%
- I Can be retrofitted to existing systems
- I All existing advantages of AL-KO HY4 remain unaffected
- I For vehicles up to 6 tonnes GVW suitable

HY2 - THE PRACTICAL ENTRY-LEVEL MODEL



PROVEN AL-KO TECHNOLOGY

Like the fully automatic HY4 lifting support system, the „little brother“ also impresses with perfect support of the vehicle, theft protection and, above all, the proven concept of decentralised pump units, on each support. At the same time, the AL-KO HY2 has a significantly lower weight of just 34 kg and is the cost-effective alternative to the system with four stabilisers.

The AL-KO HY2 guarantees maximum operating safety: the two supports extend automatically and ensure a secure

stand. The alignment of the vehicle can be programmed via the vehicle's transverse axis. If required, the support can also be optimised by manually operating the supports. A freely programmable memory location is available for individual customisation.



HY2 AT A GLANCE

- I Maximum operating safety
- I Drive-away protection
- I System can be taken along when changing vehicles
- I Compatible with Air Premium X2/X4 full air suspension
- I Child safety lock and theft protection
- I No need to break through the body
- I No loss of leakage warranty
- I Automatic support of the vehicle at the rear axle rear axle/ or front axle
- I Operation via intuitive remote control
- I One freely programmable memory location
- I Upgrade to HY4 possible
- I Available for FIAT Ducato, Peugeot Boxer and Citroen Jumper regardless of chassis

Designation	Year of construction	Installation	Vehicle variant	Item no.
HY2 Fiat / Peugeot / Citroën	from 2006	Front		1711218
HY2 Fiat / Peugeot / Citroën	from 2006	Rear	AL-KO Chassis Standard Kit AHS 317	1711206
HY2 Fiat / Peugeot / Citroën	from 2006	Rear	AL-KO Chassis special kit low AHS 277	1711207
HY2 Fiat / Peugeot / Citroën	from 2006	Rear	Originalchassis EHA	1711208
HY2 Fiat / Peugeot / Citroën	from 2006	Rear	Originalchassis EHI	1711209
HY2 Fiat / Peugeot / Citroën	from 2006	Rear	Originalchassis EHI	1711210
HY2 Mercedes-Benz Sprinter*	from 2018	Front	FWD	1711319
HY2 Mercedes-Benz Sprinter*	from 2018	Rear	FWD AL-KO AMC Chassis	1711309
HY2 Mercedes-Benz Sprinter*	from 2018	Rear	FWD AL-KO SLC Chassis	1711313
HY2 Mercedes-Benz Sprinter*	from 2018	Rear	FWD Originalchassis	1711316
HY2 Mercedes-Benz Sprinter*	from 2018	Rear	RWD Originalchassis	1711317
Umbaukit X250 HY2 auf HY4				1711224

Ask for our dimension sheet when you place your order so that we can supply you with the right HY2 system. * With clearance certificate from Mercedes-Benz

SUPPORT SYSTEMS

LEVELSYSTEM FOR MOTORHOMES - LevelIM PRO

Explanatory video



ALWAYS UP TO DATE

Software updates and additional product features can be easily installed online without the need for a workshop visit.

ULTRA-LIGHT OWN WEIGHT

- I Tare weight from 56 kg, thanks to the clever material mix of aluminium and steel
- I LevelIM Pro offers the ideal combination of lightness with maximum stability
- I More payload possible as a result



THE NEXT GENERATION HYDRAULIC SUPPORT SYSTEM

The LevelIM Pro system intelligently and fully automatically places the motorhome in a horizontal position and is significantly lighter than comparable systems thanks to a sophisticated mix of materials. The intelligent control electronics from E&P are mounted centrally, outside the vehicle, in a robust box and protected against various weather and environmental influences.

Discover the reliable technology from levelling experts E&P now!

ADVANTAGES AT A GLANCE

- I Horizontal in just a few minutes
- I Stable and secure stand
- I Completely hydraulic
- I Very low noise level
- I Minimal load on the chassis



MAXIMUM COMFORT & FLEXIBILITY

In addition to automatic levelling, two further positions, such as tank emptying and sleeping position, can be saved individually and controlled automatically and intuitively via the touch panel.

PRECISE, GENTLE & QUIET LEVELLING

- I Optimum levelling accuracy and precision thanks to two independent pumps and brushless motors
- I Torsion-free, even levelling minimises the load on the chassis
- I Quality and reliability from the levelling experts

Designation	Item no.
LevelIM Pro basic system - depending on configuration and vehicle variant - ask us	div.
Underfloor mounting box	4102134
Hose kit for mounting the rear underfloor box	4102574
Hose kit for mounting the centre underfloor box	4102575
Loose hose kit - 30 m hose with loose fittings	4102160

SUPPORT SYSTEMS

LEVEL SYSTEM FOR MOTORHOMES - LevelIM

Highlightvideo



CONVENIENT ALIGNMENT

Levelling the vehicle horizontally is quick, easy and fully automatic with our LevelIM hydraulic levelling system specially developed for motorhomes.

The intelligent control electronics from E&P ensure that the weight of the vehicle is always distributed to several supports at the same time. This prevents torsional forces that could cause serious damage.

The standard set of the E&P level system consists of four supports, each of which can lift a load of two tonnes. This load capacity is more than sufficient for the majority of motorhomes on the market. However, E&P also offers support systems for heavyweights such as horseboxes and racing transporters with a gross vehicle weight of up to 30 tonnes, which bring the vehicle into a horizontal and stable position in the shortest possible time.

LEVELLING SYSTEM MEETS AIR SUSPENSION

LevelIM automatically controls compatible air suspension systems. The air is released from the air suspension, allowing LevelIM to provide maximum protection for the air suspension during the levelling process.

CONTROL WITH ADDED VALUE

LevelIM precisely compensates for unevenness and slopes.

The system can also be controlled manually.

I To empty the water tank, you can save an individual individual tank emptying position can be saved.

I In manual mode, each side of the vehicle can be can be raised individually.



AT A GLANCE

- I For motorhomes from 3.5 to 30 tonnes permissible total mass
- I System consists of four hydraulic cylinders
- I Horizontal in a few minutes
- I Available in different stroke lengths
- I Drive-away protection - the system only works only works when the ignition is switched off
- I Hydraulic pump driven by a powerful motor (12 V / 24 V)
- I Fully automatic levelling at the push of a button
- I Semi-automatic operation of two supports at a time possible
- I Emergency operation in the event of a power failure
- I The supports can be lowered in pairs to to avoid tension on the chassis chassis or superstructure
- I Stainless steel base plate as standard
- I Easy to operate via control panel, wireless touchpad or smartphone app
- I Can be combined with full air suspension 4-C system from VB and AL-KO
- I Recommended by leading motorhome manufacturers

Designation	Item no.
2,0 t support system / x250 AL-KO	div.
2,0 t support system / x250 Flabo	div.
2,0 t support system / x250 EC	div.
2,0 t support system / Ducato 230/244 AL-KO	div.
2,0 t support system / EC 230/244	div.
2,0 t support system / Sprinter 3,5 t single tyres*	div.
2,0 t support system / Sprinter 4 t twin tyres*	div.
2,0 t support system / NCV 3,5 t single tyre*	div.
2,0 t support system / NCV 3,5 t single tyre AL-KO*	div.
2,0 t support system / NCV 5 t twin tyres*	div.
2,0 t support system / IVECO 35-50C	div.
3,5 t support system / IVECO 60C-70C	div.
6 - 10 t support system	div.
Optional touch panel (standard control panel not required)	4100926
Support system consisting of: 4 vehicle-specific supports, hydraulic unit, fully automatic control unit, operating unit, hose/connection material	
* With clearance certificate from Mercedes-Benz	

SUPPORT SYSTEMS

LEVELLING SYSTEM FOR PANEL VANS – LevelVan

Explanatory video



INNOVATIV
Carbon cylinder
technology

LESS WEIGHT, MORE PAYLOAD

Sunrise in the mountains or sunset by the sea? „Let’s drive on!“ or „Let’s stay here!“?

With a van, you have the freedom to do whatever you feel like travelling. And with a van with LevelVan, you now also have the freedom to take everything you need for the journey. Because LevelVan from E&P is the first and only hydraulic lifting support system with a tare weight of less than 50 kilograms specifically for panel vans. How did we achieve this? The answer is quite simple: by using innovative carbon cylinders – the material that is hard to beat when it comes to lightness.

Discover how easy freedom can be. Discover LevelVan!

PRECISE, GENTLE & QUIET LEVELLING OF YOUR TROLLEY

- ! Optimum levelling accuracy & precision
- ! Two positions can be memorised: Levelling & tank emptying
- ! Quality & reliability from the levelling experts
- ! Torsion-free, even levelling minimises the load on the chassis
- ! Completely hydraulic



SPACE-SAVING & SAFE INSTALLATION OF THE UNIT

The system can be installed either in the vehicle interior or in the under-floor area of the van and is optimally protected from the weather in the maintenance box.

INNOVATIVE CARBON-ZYLINDER- TECHNOLOGY

LevelVan is the first system with the innovative carbon cylinder technology, which is hard to beat in terms of lightness.

SUPER LIGHT
Own weight
under 50 kg

INNOVATIV
Carbon cylinder-
technology

**WORLD
INNOVATION**
Especially for
panel vans

SUPER-LIGHT OWN WEIGHT UNDER 50 KG

- ! System weight incl. all components components from less than 50 kg*
- ! LevelVan offers the ideal combination of lightness with maximum stability
- ! This means more payload is possible

NOTHING EASIER AS THIS.

*System weight depends on installation position and vehicle variant

Designation	Item no.
LevelVan basic system - depending on configuration and vehicle variant - ask us	div.
Underfloor mounting box	4101474
Hose kit for mounting the rear underfloor box	4101453
Hose kit for mounting the centre underfloor box	4101454
Hose kit for vehicles with 4035 mm wheelbase	4101479
Loose hose kit - 30 m hose with loose fittings	4101516

SUPPORT SYSTEMS

CLICKFIX LIFTING SUPPORT

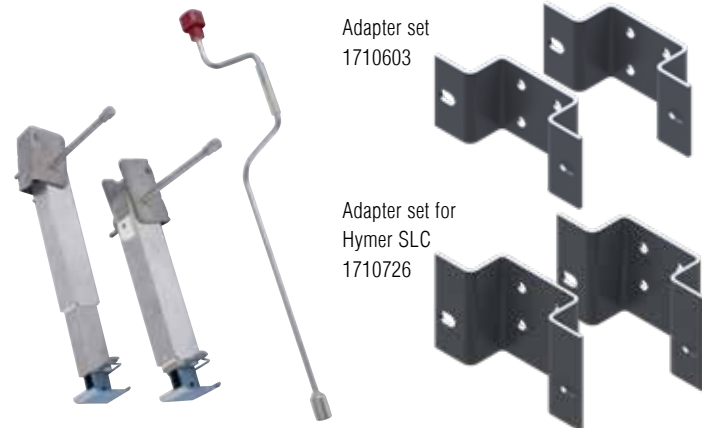


EASY INSTALLATION

The mechanical lifting supports can be easily fitted to vehicles with AL-KO frames or frame extensions. Half a turn is all it takes to quickly bring the support into a vertical position. The support can also be lowered particularly quickly and easily: crank it up and with the last turn the support is automatically swivelled up and locks securely into place.


AT A GLANCE

- I Half turn to the support position is sufficient
- I Robust - ensures a firm and secure stand
- I Automatic tensioning of the lifting support when turning upwards
- I Free-swivelling mechanism prevents damage - if the motorhome is moved with the support extended, it automatically folds in
- I Main components made of aluminium
- I Easy installation on AL-KO frames or frame extensions
- I Load capacity static 1000 kg / dynamic 500 kg



CLICKFIX SETS FOR MOTORHOMES AND CAMPER VANS

- I Suitable for Fiat Ducato, Citroen Jumper, Peugeot Boxer from 2006, Opel Movano from 2022, Toyota Proace Max from 2024
- I Compatible with AdBlue tank and spare wheel holder

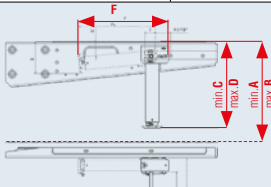


Required frame height in mm		Support dimensions Height of support in mm		Mounting dimensions in mm							Drive shaft length in mm	Tare weight set in kg**	Item no.
min. A	max. B	min. C	max.D	E	FB	F	G	H	I	M			
310	424	281	445	140	302	364	40	41,5	45	200		7,2	1239362
320	440	297	464	142	320	382	40	41,5	45	200		7,3	1239363*
420	624	397	654	150	419	481	40	41,5	45	200		8,4	1239364*
460	710	446	744	155	469	531	40	41,5	45	200		8,9	1239365*

* The length of the supports can be changed manually using a spring cotter pin. ** For complete support set (two pieces) incl. screw/mounting material (0.8 kg).

ClickFix sets for Fiat Ducato, Citroen Jumper, Peugeot Boxer from 2006, Opel Movano from 2022, Toyota Prace Max from 2024 onwards.			Tare weight in kg	Item no.
Complete set, incl. 4 ClickFix supports, 1 x adapter set each front + rear, 1 x 665 mm long unscrewing crank, mounting material			ca. 23,8	1883300
Front set, incl. 2 ClickFix supports, 1 x adapter set, 1 x unscrewing crank 665 mm long, mounting material			ca. 13,1	1620900
Rear set, incl. 2 ClickFix supports, 1 x adapter set, 1 x unscrewing crank 665 mm long, mounting material (only suitable for panel vans)			ca. 10,7	1620901

Accessories ClickFix lifting supports	Tare weight in kg	Item no.	Selection of a suitable support: I Determine the frame height A when loaded. I Use the value determined in the order overview to select the appropriate support. I The selected support requires a specific working area F , which must be free on the vehicle.
Galvanised unscrewing crank 665 mm long	0,6	205520	
Galvanised unscrewing crank 865 mm long	0,8	267363	
Mounting kit adapter Click Fix		1710603	
Mounting kit adapter Click Fix Hymer SLC		1710726	



MOCA-SUPPORT - OPTIMUM PRICE-PERFORMANCE RATIO

FOR THE REAR AXLE WITH UNIVERSAL MOUNTING

Our highly popular manual lifting support system enables most motorhomes to be supported. MOCA has a maximum lifting capacity of 500 kg per support.

EXTREMELY EASY TO INSTALL


Two universal fastening adapters supplied are simply attached to the vehicle frame at a suitable point. The support (available in two lengths) is screwed onto these adapters. A plug-in system allows uneven ground to be levelled out quickly and effectively. The supplied crank is attached to the drive shaft and the support can be cranked downwards at a right angle.

MOCA FRONT AXLE SUPPORTS


The supports differ from the normal support in that they have an adjustable drive shaft as standard. This ensures perfect handling (see detailed photo).

AT A GLANCE

- I Lifting force 500 kg per support
- I Dirt-protected swivelling mechanism
- I Hot-dip galvanised support element
- I Extended crank handle, 850 mm
- I With universal fastening adapter



Scope of delivery Set for rear axle:
2 supports, 1 crank, 2 mounting brackets



Scope of delivery Set for front axle:
2 supports, 1 crank, adapter for front axle



SUPPORT BRACKET



Support bracket set for mounting on the side member, open on the outside. E.g. for RA030. 1884571



Support bracket set for mounting on the Fiat chassis 1884572

Designation	Special notes	Item no.
2 „MOCA“ supports	Universal for 290-490 mm	1629224
2 „MOCA“ supports	Universal for 330-530 mm	1629225
2 „MOCA“ supports	for Euro chassis 230 / 244 / X250 (front axle)*	1629391
2 „MOCA“ supports	for Ford flat floor chassis from model year 03 (front axle)	1629392
Other bracket types for the rear axle on request! *Not possible for Peugeot and Citroen Euro 6 with adbluetank.		

SUPPORT SYSTEMS

AREX LIGHT II - THE LIGHTWEIGHT



External deflection

Twice telescopic:
From 310 - 510 mm
Weight 2.2 kg per support
Working stroke 220 mm
Load capacity 500 kg
1629789

Easily telescopic:
From 310 - 430 mm
Weight 1.9 kg per support
Working stroke 155 mm
Load capacity 500 kg
1629788

WITH EASE LIFTED

As with all our products, this telescopic support is particularly user-friendly. The support set has an extremely low weight of less than 4 kg per pair (single telescopic version). This results in a weight saving of up to 50 % compared to steel props. Of course, the AREX Light II plastic support offers an absolutely secure stand and is therefore the most convenient way to safely support your vehicle. This is guaranteed not least by an aluminium vehicle connection and a hardened and galvanised steel spindle.

AT A GLANCE

- I Outstanding appearance
- I Low net weight of less than 4 kg per pair
- I Use of pioneering materials such as materials such as fibre-reinforced plastic and aluminium
- I Convincing due to particularly low weight
- I Extremely simple installation
- I Special dirt-repellent protective cap
- I Available in two sizes Single and double telescopic

Scope of delivery

- I 2 supports
- I Crank handle, 880 mm length
- I Assembly material



THE TELESCOPING FUNCTION



Set crank on hexagon and crank



Crank until support is in vertical position




Support automatically extends telescopically



Crank until the stand is on the floor

SUPPORT BRACKET

For bridging bends in the side member, for example.
1628016 incl. mounting material



CARAVAN ACCESSORIES



ANTI-THEFT DEVICE

INNOVATIVE WHEEL CLAMP: AL-KO PROSAFE

Highlightvideo



AL-KO PROSAFE - THEFT PROTECTION FOR CARAVANS

Whether at the pitch, when travelling or in the car park at home: it is reassuring to know that the caravan is well secured. With the AL-KO PROSAFE security system, quick attempts at theft can be thwarted. Unlike the security locks from AL-KO, the wheel clamp is attached directly to the wheel and prevents theft of the caravan even more effectively by blocking it.

SOPHISTICATED SECURITY CONCEPT

No flexing, no drilling and no use of picking tools: Thieves have no chance against the solid multi-layer construction and the locking cylinder with anti-drill protection of the AL-KO PROSAFE anti-theft device. Not only the technology, but also the look of the wheel clamp is impressive: painted in a striking warning colour, the wheel clamp acts as a deterrent to thieves.



SUITABLE FOR ALL COMMON RIM MODELS

As a versatile anti-theft device, this unique product can be installed quickly and easily - on all standard steel and aluminium rims with diameters from 13 to 17 inches.

EASY HANDLING

You can fit the AL-KO PROSAFE yourself in just a few simple steps. Thanks to the scratch and contact protection for the rim, it remains undamaged during installation. If the anti-theft protection is not required, the wheel clamp can be stowed away in the robust storage case with practical functions.

MORE STABLE & ROBUST STORAGE CASE

Ergonomic & comfortable handle

Practical integrated document compartment

Durable fasteners

Sustainable thanks to recycled plastic

Optimally matched hard foam inlay



SCOPE OF DELIVERY

- I AL-KO PROSAFE Receiver
- I Locking rod Ø 20 mm
- I Adjustment bolt
- I SW4 offset screwdriver
- I SW8 offset screwdriver
- I 1x wheel bolt M12 tapered collar
- I 1x wheel bolt M12 spherical collar
- I Bit insert
- I Handle plug
- I 2 spanners
- I AL-KO PROSAFE information sign
- I Storage case
- I Assembly instructions

MONTAGE

For initial fitting, a special wheel bolt is screwed into a bolt hole in the rim and the distance is adjusted using the adjustment bolt supplied. Then simply push the locking bar through the rim, fit the wheel clamp and lock the cylinder lock - and your caravan is secure.

AT A GLANCE

- I Secure against quick break-open attempts
- I Unique & solid multi-layer construction
- I Special lock with drilling protection
- I Eye-catching colour scheme as a deterrent
- I Scratch & contact protection for the rim
- I Suitable for standard aluminium & steel rims
- I Suitable for wheels with size 13 - 17 inches
- I Simple installation in just a few steps
- I Weight 5.3 kg
- I Width 150 mm
- I Height 54 mm
- I Length 284 mm

Designation	Special notes	Item no.
AL-KO PROSAFE	Also suitable for WHEELY/WHEELY Duo universal trailers - page 100 - 101	1733706
AL-KO PROSAFE Locking rod Ø 16 mm	For smaller hole diameters	1733828

DRIVING SAFETY

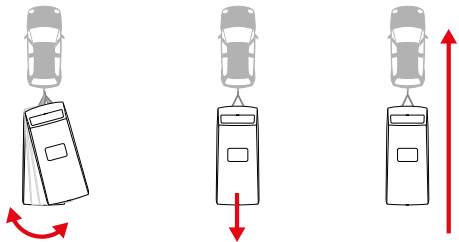
ATC – AL-KO TRAILER CONTROL

HOW ATC WORKS

These are situations that every driver fears: The caravan starts to lurch due to gusty winds, wind pressure when overtaking or sudden evasive manoeuvres. In the worst case scenario, the caravan rocks and an accident occurs. With the ATC, AL-KO offers an anti-sway system which – like the ESP in a car – permanently registers swaying movements on the caravan axle via a lateral acceleration sensor. A tolerance range for permissible lateral movements is stored in the system. If this is exceeded, the ATC intervenes before the caravan can sway. The Bowden cables pull, which in turn activates the wheel brakes. As a result, the caravan stretches and finds its way back into the lane. Braking by the AL-KO Trailer Control is gentle, but can still be felt by the driver. Incidentally, the brake lights do not come on.

The emergency system reacts automatically if the trailer's vibrations exceed limit values.

- I Sensors react to even slight lateral acceleration.
- I The caravan brakes gently and immediately.
- I By braking, the caravan automatically pulls itself into the lane, i.e. the lane, i.e. low risk of a rear-end collision due to sudden sudden and heavy braking, as well as no impairment of a overtaking manoeuvre.



YOUR PLUS

- I Wirkt früher und effektiver als Stabilisierungssysteme im Zugfahrzeug
- I Kontrolliert permanent die Querbewegungen des Caravans
- I Greift sanft ein, um stabilen Fahrzeugzustand wieder herzustellen
- I Einsatz bis 3,5 Tonnen GA
- I Optimiertes Gewicht & Design
- I Horizontaler Einbau (Bauraum und Bodenfreiheit)



THAT'S HOW FLEXIBLE THE ATC IS

You can use the ATC for all caravans with an AL-KO chassis built in 1998 or later. You can have the installation carried out by many AL-KO dealers in Germany. The ATC is connected to the distributor socket of the trailer and thus supplied with power. An operating check is performed automatically when it is plugged in. A green LED lamp on the starting device indicates that it is ready for operation. However, connection to a 7-pin plug is not possible. Once installed, no maintenance is required for the AL-KO ATC.



A clearly visible green light diode signals the full the emergency system is fully functional.



AL-KO Chassis	Total weight min. – max. kg	Unladen weight min. kg	Item no.
	750 – 1.300	500	1732871
	1.301 – 1.500	1.000	1732872
	1.501 – 1.800	1.100	1732873
	1.801 – 2.000	1.300	1732874
	2.001 – 2.500	1.600	1732875
	2.501 – 3.000	2.000	1732876
	3.001 – 3.500	2.500	1732877
	1.300 – 1.600	1.000	1732878
	1.601 – 2.000	1.200	1732879
	2.001 – 2.500	1.600	1732880
	2.501 – 2.800	1.800	1732881
	2.801 – 3.500	2.200	1732882
Hobby-Caravan	Total weight min. – max. kg	Unladen weight min. kg	Item no.
	750 – 1.300	500	1225429
	1.301 – 1.600	800	1225430
	1.601 – 1.900	1.000	1225431
ATC installation in Hobby caravan (from model year 1997) with Knott axle			

AAA BRAKE



FOR MORE SAFETY - THE HIGH-PERFORMANCE BRAKE

Perfectly functioning brakes are highly relevant for the safety of your vehicle. The shorter the braking distance, the lower the risk of an accident. Even a braking distance that is a few centimetres longer can lead to a rear-end collision in a risky situation. To ensure that your brakes function ideally, they must be precisely adjusted. Through use and wear, your brakes can gradually gain too much play. This is prevented by the automatic brake adjustment of the AAA AL-KO Automatic Adjustment System. The Automatic Adjustment System kicks in whenever the brake has too much play and adjusts it again. The wheel brake works as usual and is only extended by the adjustment function. This saves braking distance and increases driving safety. The wheel brake remains as reliable as ever: The robust system is unchanged except for the readjustment function.

Our tip: Convert to AAA Premium Brake at the next brake pad change at the latest!

WITH AUTOMATIC ADJUSTMENT

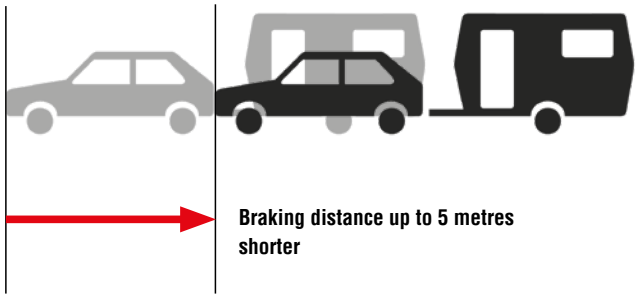
- I The tried-and-tested wheel brake with its far above-average braking values is supplemented by the automatic adjustment function
- I Adjustment is deactivated when reversing, preventing the brake from locking
- I Suitable for wheel brake types 2051 and 2361 and therefore for most caravans with AL-KO axles
- I Quick and easy conversion thanks to pre-assembled AL-KO screw system in AL-KO axle

YOUR PLUS

- I **Greater driving safety** thanks to up to 5 m shorter braking distance
- I **More driving comfort** thanks to smooth braking without jolting
- I **Lower maintenance costs** thanks to extended service intervals service intervals + elimination of the first workshop interval after 1,000 km
- I **No renewed TÜV inspection** necessary after installation

LESS BRAKING DISTANCE, MORE SAFETY

Every metre less braking distance means „more“ safety. The AAA Premium Brake automatically adjusts the brake as soon as it has too much play. The optimally adjusted brakes deliver the best possible performance and the braking distance is shortened as a result.



Designation	Item no.
Scope of delivery: Complete set for wheel brakes (RB) with bolted standard brake shield from 1999.	
RB 2051 (EA bis 1500 kg / TA to 2800 kg)	1730026
RB 2361 (EA bis 2000 kg / TA to 3500 kg)	1730298

MANOEUVRE

MAMMUT - POWERFUL PRECISION

Highlightvideo



THE THUMB DOES IT

With the MAMMUT, only AL-KO offers a caravan manoeuvring system with joystick control. In contrast to button operation, this allows you to steplessly steer, accelerate and brake with one hand.



Control panel with display of battery (caravan / remote control) and overload

Stepless control speed and direction via joystick

MAMMUT drive
Remove from wheel

MAMMUT drive
attach to the bike



ON THE SAFE SIDE

To prevent unintentional operation, the system requires authorisation. The remote control is simply held against the sensor on the drawbar to activate the system.



Security clearance

On/Off



More ground clearance



Splashproof (IP65)



Powerful, robust, compact



360°-rotations



Softstart
Soft stop



Obstacles
up to 4 cm



Gradients
up to 28 %
(single axle)



Stepless
control

EFFORTLESS MANOEUVRING - EVEN ALONE

With the multi-award-winning, fully automatic AL-KO MAMMUT manoeuvring system, you can move and steer your caravan or trailer effortlessly, even on your own. The tightest spaces and obstacles up to four centimetres high are just as little a problem as slopes of up to 28 percent.

The MAMMUT electric manoeuvring aid accelerates steplessly. Its control electronics are perfectly integrated into the robust aluminium drives and therefore protected against damage and moisture (IP65). Thanks to the optimised housing, heat dissipation has been further improved compared to the previous model. With the extended duty cycle, longer manoeuvring is possible without any problems - even at high temperatures and loads.



Type	Weight kg	Item no.	
M20	32	1730367	
S21 S22	42 42	1730368 1730369	
Max. permissible total weight of caravan 2.5 t, max. climbing ability (total weight): 10% (2,5 t) / 15% (2,0 t) / 17% (1,8 t) / 28% (1,2 t)			

OPTIMAL GRIP

Two motors are installed in each drive unit: one for the approach drive and one for the wheel drive. Just press a button on the remote control and the robust, double-bearing, sandblasted drive rollers press against the tyres. The permanent electronic control of the contact pressure ensures optimum grip in all conditions. The second motor in the drive housing is responsible for the wheel drive.

YOUR PLUS

- I Excellent integration into the chassis
- I Most precise manoeuvring system on the market with maximum ground clearance
- I Smooth manoeuvring without jerking
- I Use up to 3.5 tonnes GA
- I Precise positioning, even when coupling and uncoupling in confined spaces in the tightest of spaces
- I Excellent performance with proven reliability
- I Electrical manoeuvring always ensures optimum contact pressure on the wheel
- I The manoeuvring system overcomes obstacles of up to 4 cm as well as gradients of up to 28 % (single-axle) or 15 % (two-axle)
- I More safety with the MAMMUT manoeuvring aid
- I Immediate stop on slopes: Simply release the joystick and the trailer stops immediately
- I Simple plug & play installation: for AL-KO chassis from 2010 onwards with „M“ embossing
- I Completely sealed, splash-proof drive (IP 65)
- I 5-year warranty: in accordance with AL-KO warranty conditions

Type	Weight kg	Item no.	
TM400 TM410 TM420	67 77 77	1730287 1730288 1730289	
TM401 TM402	74 74	1730238 1730054	
TS411 TS412/TS421 TS422	84 84 84	1730237 1730233 1730049	
Max. permissible gross vehicle weight caravan 3.0 t, max. climbing ability (gross vehicle weight): 15% (3.0 t)			

MANOEUVRE

RANGER - THE CLEVER MANOEUVRING SYSTEM

Highlightvideo



AL-KO QUALITY AND DESIGN AT A FAVOURABLE PRICE

With the AL-KO RANGER manoeuvring system, you can control your caravan with millimetre precision and without effort. Using the practical remote control, you can manoeuvre the caravan to the desired location even in the tightest of spaces and on steep surfaces. Equipped with the RANGER manoeuvring system, the caravan can be practically rotated 360 degrees around its own axis.

This advanced manoeuvring aid is ideal for both single-axle caravans up to 1.8 tonnes and tandem-axle caravans up to 2.5 tonnes.



YOUR PLUS

- I AL-KO quality and design
- I Climbing ability up to 18 % (long incline) / over 18 (short incline, e.g. drive-on wedges)
- I Perfect and tested AL-KO chassis connection from the European chassis market leader
- I Soft start and soft stop
- I Ergonomic remote control with lanyard
- I Fits almost any caravan up to 1.8 tonnes (single axle) or 2.5 tonnes (tandem)
- I Protected mechanics
- I Worldwide service network
- I 5-year warranty (in accordance with AL-KO warranty conditions)



- 360°-rotations
- Softstart
Soft stop
- Obstacles
up to 2 cm
- Gradients
up to 18 %



Type	Weight	Item no.			
S21 Single axle trailer	37 kg	1731051			
TS411 Tandem	74 kg	1731211			
Additional kit for variant S/TS*		Contents	MAMMUT	RANGER	Item no.
Additional kit AL-KO Vario III AV / IV AV (mounting behind axle, reinforcement of frame profile 2 mm)		2 reinforcement plates with screw material	X	X	1224882
Additional kit AL-KO Vario III AV / IV AV (mounting in front of axle, adapter overlap)		2 adapter plates with screw material	–	X	1731042
Additional kit AL-KO Vario II (mounting in front of axle, adapter overlap)		2 adapter plates with screw material	–	X	1731044
Additional kit for frame height (X) less than 185 mm and greater than 150 mm		3 x 2 spacer plates of 10 mm each with screw material	X	–	1224883
Additional kit for frame height (X) less than 193 mm and greater than 147 mm		2 15 mm spacer plates with screw material	–	X	1731063

Our tip:
RANGER and UP4 are unbeatable as a package, because both systems can be operated with just one remote control!



PARKING

UP4 - THE ELECTRONIC SUPPORT SYSTEM

Highlightvideo



ONE EVOLUTIONARY STEP AHEAD

UP4, the new electronic support system for caravans up to 2.5 tonnes, has been thought through down to the smallest detail. And the best thing is: UP4 can be retrofitted to your AL-KO chassis at any time.



I One step faster

No matter how fast you can crank you can crank: The electronic support system UP4 makes it faster. And more relaxed.

I One step more comfortable

Simply extend and adjust the supports by remote control. Easy on the intervertebral discs. And your nerves.

I One step more stable

With UP4, you can level out uneven surfaces electrically, and the BIG FOOT is already included. For a secure footing and more stability off-road.

I One level smarter

Combine the UP4 with the RANGER: in future, you can park and manoeuvre elegantly with a single remote control.

MODERN SET-UP WITH THE UP4 COMPLETE PACKAGE

I Electronic support system

All four supports can be easily extended using the high-quality electronic drive. Particularly practical: The system is suitable for caravans up to 2.5 t and offers long-term corrosion protection thanks to hot-dip galvanising. The electric motor is additionally protected with a plastic cover. And the special spindle end on the supports, which can only be operated with a special adapter, provides extra theft protection. can only be operated with a special adapter.

I Big Foot

The Premium supports are equipped with the Big Foot from AL-KO. This guarantees optimum stability on any campsite - without slipping or sinking in. Well thought out: In driving mode, the support foot is form-fit and therefore space-saving on the underbody.

I Combi remote control

The remote control allows you to operate the electronic drive conveniently at the touch of a button. After extending the supports, you can control them individually to adjust the level. Ideal in combination: The Ranger manoeuvring system can be controlled with the same remote control.

SCOPE OF DELIVERY

- I 4 Premium supports incl. drive, Big Foot, floor rail for reinforcement
- I 4 bearing bushes
- I 1 adapter as theft protection against unauthorised unauthorised manual resetting
- I 1 remote control with Laynard and holder
- I 1 control unit
- I Battery cut-off switch with key
- I Mounting material incl. cable protection conduit
- I Operating and installation instructions



Technical data		
Power supply		12 Volt DC
Average power consumption		6 Ampere
Maximum power consumption		24 Ampere
Transmission frequency Remote control		868 MHz
Extra weight		ca. 17,5 kg System weight approx. 40 kg (without battery)
Min. permissible total weight of caravan		800 kg
Max. permissible total weight of caravan		2500 kg
Power source supports (battery)		12V, 20Ah (min.)
Remote control power source		PP3 9V
Designation	Additional weight kg	Item no.
UP4	approx. 17.5 System weight approx. 40 kg (without battery)	1731376

LEVELLING SYSTEMS

LevelC - Maximum freedom with your caravan

Highlightvideo



EXTREMELY SIMPLE AND LIGHTWEIGHT

Caravan owners must always bear the limited payload in mind when choosing accessories. Thanks to the targeted use of lightweight materials, our designers were able to limit the additional weight of the entire hydraulic system to just under 20 kilograms compared to the mechanical crank supports.

The controls are child's play. At the touch of a button, E&P LevelC levels the caravan completely independently and fully automatically. For special cases, the supports can also be controlled individually. The permanently installed control panel is always included in the scope of delivery. If you want a more convenient solution, you can choose between a mobile touchpad and a remote control.

SIMPLY RETROFIT

The E&P LevelC for caravans can be retrofitted to almost all standard single-axle and twin-axle chassis. All components are installed on the vehicle axle and underbody using suitable adapters without any welding work. All that is needed to operate the 12 V hydraulic pump is a battery, if not already present. Depending on the chassis, our partner companies or we can carry out the installation ourselves in one working day.

SYSTEM WITH ADDED BENEFITS

With the E&P LevelC for caravans, not only can the caravan be levelled fully automatically in a very short time, but the system also offers additional advantages. At the same time, the caravan can no longer be moved, making it safe from theft in unsupervised locations.



- Scope of delivery LevelC:**
- I 4 x hydraulic AL-KO Big-Foot supports
 - I 2 x hydraulic axle support
 - I 1 x control panel
 - I 1 x hydraulic unit
 - I Oil tank, hydraulic lines, electronic control unit and control panel

Touchpad (optional)



Remote control (optional)



AT A GLANCE

- I Horizontal in a few minutes
- I Completely hydraulic
- I Stable and secure stand
- I Immediately ready for use
- I For single-axle and double-axle caravans up to 3 tonnes total weight
- I Fully automatic or manual lifting
- I Gentle on the frame and body
- I Extremely light, only approx. 20 kg extra weight
- I Theft protection

Designation	Special notes	Item no.
Caravan level system LevelC	Hydraulic prop system with 6 props	div.
Caravan emergency operation	Emergency release for lifting the supports by hand	4100793
Optional touch panel (standard control panel not required)		4100962

Only for installation in AL-KO customer centres.

PAYLOAD

FOR CARAVANS

Blog post



COMPETENT PARTNER FOR YOUR LOAD

As a chassis manufacturer, we have been your competent partner for more than 25 years when it comes to adding weight to caravans. We check individually for your caravan which measures are necessary to realise your desired permissible total weight. There are numerous options for this, which you can find out about in detail in our blog. Michael Duckek, head of the customer centre at the Kötzt site, answers further questions about adding weight to caravans in the podcast by our partner CamperStyle. Listen in now!

YOUR CONTACT PERSONS

Philipp Dödtmann
Tel.: +49 54 93/99 22 32
 p.doedtmann@sawiko.de

You would like to rent your caravan at AL-KO?

No problem! Simply fill in the enquiry form and the checklist. We will check your enquiry individually and get back to you shortly.

Enquiry form



REASONS FOR A LOAD INCREASE

A higher gross vehicle weight rating (GVW) offers many advantages on camping holidays:

- | **Installation of additional equipment:** for example, satellite system, awning, air conditioning, manoeuvring or support system
- | **Change in the family situation:** more people or four-legged companions travelling with you on holiday.
- | **Driving dynamics safety buffer:** the limits of the chassis chassis are shifted.
- | **Higher payload and holiday comfort:** more luggage can be taken along. can be taken on holiday. You can easily determine this by subtracting the unladen weight from the total weight
- | **Easier for police checks:** You save yourself checks, even abroad.



THE DIFFERENT VARIANTS AT A GLANCE

The interaction of the components is decisive for the type of body lift that is suitable for your individual vehicle.

| **Documentary weight increase:** Pure weight increase on paper to increase the gross vehicle weight rating without technical modifications. Approval by TÜV or DEKRA and subsequent entry in the registration documents.

| **Replacement of the suspension elements:** Standard round rubber cords in the axles are removed and replaced with more powerful axle rubbers.

| **Replacement of other suspension components:** Depending on the initial situation Conversion of individual or several components such as axle, brakes, shock absorbers, overrun device, cross member or other frame parts.

| **Replacement of the complete chassis:** Comprehensive weight increase with the greatest possible weight increase.

| It may also be necessary to fit different tyres and/or rims so that not only the chassis but also the wheels can bear the new weight.



THIS IS HOW A LOAD INCREASE WITH US WORKS

1. **Get informed:** You can find out all about the topic of load distribution in our blog or podcast.
2. **Fill in the checklist:** Please complete the checklist with the details of your caravan.
3. **Check and offer:** Our team of experts will check the requirements and options for your caravan and provide you with a customised offer.
4. **Apply for approval:** You must apply to the caravan manufacturer for approval for the planned load increase.
5. **Clearance certificate and type plate:** The manufacturer will issue a clearance certificate and a new type plate for your vehicle.
6. **Place the order:** Once the clearance certificate has been issued, you place the order with us.
7. **Components and date:** We order the specific components for your caravan and arrange an appointment with you.
8. **Carry out measures:** Our specialist team will carry out the measures for the body lift at our premises in Kötzt or at one of our other customer centres.
9. **Vehicle approval:** Your caravan will be approved by the relevant vehicle testing centre (e.g. TÜV or DEKRA) after the conversion work.
10. **Registration of the weight details:** You have the new weight details entered in the vehicle documents by the relevant registration office.
11. **Enjoy your holiday:** You can start your next holiday relaxed.

TRAILER



TRAILER

WHEELY / WHEELY-DUO

COMFORTABLE AND VERSATILE

Rear carrier systems are not designed for extremely heavy loads. The compact WHEELY is the better solution for motorbikes or quads. With its universal usability, the WHEELY impresses in every conceivable situation. The ingenious flexibility enables maximum holiday comfort. Such a trailer can also be worthwhile for several bicycles or one or two scooters, for example if you want to keep the weight of your motorhome low.

ITS FUNCTIONS INSPIRE

The modular WHEELY is equipped with sophisticated and impressive functions. As universal as a Swiss army knife, it can be customised for every purpose and every situation. The option of weight transfer even reduces the load on the motorhome. Optional set-up kits such as storage boxes or drop sides extend the range of applications. A fully hot-dip galvanised frame and aluminium-anodised components guarantee durability and driving pleasure.

TECHNICAL DATA

- I Usable area: 2000x800 mm
- I Light support can be extended by 300 mm (optional)
- I Loading height: approx. 620 mm
- I Unladen weight without accessories: approx. 215 kg
- I Permitted total weight: 750 kg
- I Overall length unbraked: 1900 - 2500 mm
- I Overall length braked: 2100 - 2700 mm
- I Overall width: approx. 2250 mm
- I 100 km/h approval possible
- I Also available as braked version up to 950 kg

Artikelbezeichnung	Item no.
Wheely without set-up kit, 750 kg unbraked	1629257
Wheely without set-up kit, 750 kg braked	1629753
Set-up kit for 1 scooter incl. access ramp	1629540
Set-up kit for 1 motorbike incl. access ramp	1629301
More scaffolding kits and accessories can be found on pages 104-105	




If the WHEELY is temporarily not in use, the tilt function allows it to be stored in a space-saving 2 m² area.



Ultra Box 360 lockable - W147 x H70 x D38 cm



The modular frame connection can be extended by up to 300 mm to adjust the length of the drawbar. Depending on the load, an axle shift is possible.



Folding drive-on ramp.
Length when unfolded: 227 cm
Folded up: 115 cm
Load capacity: up to 340 kg



Drive-on rail bracket with safety split pin and rubber-protected support.

Highlightvideo



The basis - incl. retaining bracket



Aluminium drop sides 600 mm high on WHEELY

PLENTY OF SPACE ON THE LOADING AREA

To be able to realise larger payloads, we have also developed the WHEELY with a larger platform for up to two motorbikes. Preparations for storage options, such as spare wheels or storage boxes, are already available under the platform as standard. For an additional charge, the WHEELY-Duo is available with a permissible total weight of up to 950 kg. As standard, the WHEELY-Duo has a gross vehicle weight of 750 kg with a tare weight from 280 kg. Also ideal for large quads.

TECHNICAL DATA

- I Usable area: 2000x1550 mm
- I Loading height: approx. 620 mm
- I Overall length: 2800 - 3400 mm
- I Overall width: approx. 2250 mm
- I 100 km/h approval possible
- I Braked 750 kg permissible total weight
Unladen weight 280 kg

Aluminium drop sides 300 mm high on WHEELY-Duo



WHEELY DUO	Item no.
Wheely-Duo 750 kg braked	1629669
Set-up kit 2 motorbikes	1629670
TWIZY/QUAD set-up kit	1884608
TÜV - individual approval, increase in weight from 750 kg to 950 kg	1629813
More scaffolding kits and accessories can be found on pages 104-105	

TRAILER

EASIER LOADING OF HEAVY MOTORBIKES

THE MOTORBIKE LOADING AID

Your motorbike or scooter is simply driven into the front wheel rocker on the sled and lashed down there. Your machine can then be pulled onto the loading area of your trailer with little effort using the hand cable winch. The round tubes on the sides allow the carriage to glide easily over the loading ramp. It can be stowed away quickly thanks to the individual parts that can be plugged together.

AT A GLANCE

- I Smooth-running AL-KO manual cable winch
- I Curved drive-on rail, consisting of 2 individual parts that can be plugged together
- I Drive-on rail can be loaded up to max. 370 kg
- I Front wheel rocker with practical carriage
- I Max. Rear tyre width 195 mm. Other tyre widths are possible with optional other tyre widths are possible
- I Tare weight approx. 60 kg
- I Versatile use, e.g. on pick-ups, in panel vans or box trailers.

Motorbike loading aid	
For scooters	1886878
For rear wheel width up to 180 mm	1629546
For rear wheel width up to 250 mm	1886876
For rear wheel width over 250 mm	1886877
Set-up kit 2nd motorbike for WHEELY-DUO	
Scooter	1886881
For rear wheel width up to 180 mm	1629820
For rear wheel width up to 250 mm	1886879
For rear wheel width over 250 mm	1886880
More scaffolding kits and accessories can be found on pages 104-105.	

SCOPE OF DELIVERY

- I 2-part drive-on rail
- I AL-KO manual cable winch
- I Carriage with front wheel rocker
- I 2 wheel brackets
- I Rail on the loading area
- I Fastening set for access ramp



Access ramp safely stowed away



AL-KO manual cable winch



Retrofitting in the rear garage. More on page 40-41.



FRONT WHEEL SLIDE

The front wheel is simply pushed onto the rocker pushed onto the rocker. When the machine is fully positioned on the carriage, it only needs to be lashed down.

ACCESSORIES AND CONVERSION KITS

WHEELY	Item no.	Price in €
WHEELY single-axle trailer without conversion kit	1629257	2356
WHEELY braked version without conversion kit	1629753	2705
TÜV – individual payload increase acceptance 750 kg to 950 kg, braked	1629813	361
100 km/h permit	1629349	50

Conversion kits		
Conversion kit for 1 scooter	1629540	285
Conversion kit for extendable bumper	1629258	262
Conversion kit 1 bicycle on extendable bumper	1629675	141.50
Conversion kit 1 bicycle in front of retaining strap	1884603	198
Conversion kit for 1 motorbike	1629301	335
MP3 conversion kit with three-part loading ramp	1629346	498
Conversion kit 2 bicycles in front of retaining strap	1629348	258
Conversion kit 2 bicycles on extendable bumper	1629259	275
Conversion kit Twizy/QUAD for WHEELY DUO	1884608	694
Conversion kit 4 bicycles on the platform	1887825	533
Conversion kit load area extension to 1100 mm	1629739	465
Changeover unbraked to braked	1887506	827
Mechanical lift device for motorcycles	1629546	1229

Storage space	Item no.	Price in €
Ultra Box 360 lockable for V-drawbar	1629543	829
WHEELY aluminium side walls, 300 mm high	1629548	384.50
WHEELY aluminium side walls, 600 mm high	1623464	697
WHEELY Duo aluminium side walls, 300 mm high	1629857	498
WHEELY Duo aluminium side walls, 600 mm high	1884609	900
Aluminium box for V-drawbar, lockable (only in combination with 1629260)	1629261	297
V-drawbar basic holder (necessary for aluminium box)	1629260	120

Accessories	Item no.	Price in €
Spare wheel carrier for trailer wheel	1629249	89
Spare wheel 195/50/R13 loose on steel rim	1629413	191,50
Folding lock for unbraked trailer (not suitable for braked version)	1629547	113
Lock for braked trailer	1732594	102
Spare wheel carrier for towing vehicle wheel under the platform (max. tyre width 210)	1629676	128
"Basic" strap set	1629542	66
"Premium" strap set with hooks and Spannfix	1629302	128
Manual cable winch with deflection	1629347	128
Folding, drive-on ramp, curved, up to 340 kg load	1629284	150,50
Holding arm to secure handlebars	1629541	97
MP3 ramp elevation	1629626	39
Main bracket in front of platform for Boxer engines	1884599	45
Basic bracket lowered for braked trailer	1884604	119
Additional ring bolts set of 4	1629340	14
Holding arm for WHEELY long	1887826	60
Holding arm for WHEELY short	1888936	88
AL-KO PROSAFE wheel claw - theft protection, incl. storage case	1733706	220



1 scooter Extendable bumper bar 1 bicycle on extendable bumper 1 bicycle in front of the grab rail 1 motorbike



MP3 with 3-part colour bar 2 bikes in front of the grab rail 2 bicycles on extendable bumper Loading area extension to 1100 mm Mechanical lift device for motorcycles



Ultra Box for V-drawbar Aluminium side walls 300 mm high Aluminium side walls 600 mm high Aluminium side walls 300 mm high Aluminium side walls 600 mm high



Aluminium box for V-drawbar Basic bracket for V-drawbar Spare wheel holder for trailer wheel Folding lock Spare wheel holder for vehicle wheel



Manual cable winch with deflection Holding arm for handlebar lock MP3 ramp elevation Support bracket in front of platform Basic bracket lowered



Basic belt set Premium belt set Holding arm short Holding arm long AL-KO PROSAFE

TRAILER

TRAIGO 500 - LIGHT AND COMPACT

EASY HANDLING

The TRAIGO 500 with aluminium platform has an empty weight of only approx. 150 kg. Its low tare weight makes it easy to handle. The payload is approx. 350 kg. Thanks to the integrated rails in the platform, the optional wheel brackets for scooters or wheel trays for up to 4 bicycles can be infinitely adjusted and easily retrofitted. The basic model is equipped with the aluminium platform, the grab rail and an AL-KO towing device/axle. The trailer also has a hot-dip galvanized quality frame, 13" tyres, 4 lashing eyes to secure the load and a rear support to park the trailer safely when loaded.

TECHNICAL DATA

- I Unladen weight: approx. 150 kg
- I Payload: approx. 350 kg
- I Permitted total weight: 500 kg
- I Length/width: 1830/1950 mm
- I Usable area: 1900 x 720 mm
- I Platform height: 640 mm
- I Overall height: 1410 mm

OPTIONALLY AVAILABLE

- I Clearance lights (L/R)
- I Scooter kit
- I Bicycle kit for max. 6 bicycles
- I Additional lashing eyes
- I Belt sets for scooter / motorbike attachment
- I 100 km/h approval



Set-up kit for 1 scooter.



Basic version



Set-up kit for 2 bicycles over the drawbar



Set-up kit for 4 bicycles on the platform



Set-up kit for 1 roller with optional Premium lashing set.

Article description	Item no.
TRAIGO 500 basic version	1629683
Set-up kit for 1 scooter	1629685
Set-up kit 4 bikes on platform	1629783
Set-up kit 2 bicycles on platform (without illustration)	1629784
Set-up kit 2 bicycles over the drawbar	1629743
Support leg right incl. mount and spring bolt	1629760
Clearance light, long version incl. adapter plate	1629761
Holding arm short	1628937
Holding arm long	1628939
Holding arm XL	1628940
Ring cheek set	1629631



Wheel shells with ratchet quick-release fastener for bicycles.



Rear support - so that you can load your TRAIGO 500 safely.



Folding access ramp. Loadable up to 340 kg.



Wheel brackets for scooters, infinitely adjustable.



ALOIS KOBER GMBH

Ichenhauser Str. 14

89359 Kötz

Germany

Tel: +49 8221 97-0

info@alko-tech.com

www.alko-tech.com

Member of **DEXKO**
GLOBAL